

## Model CXLdp High Accuracy Differential Pressure Transmitter



LOOK FOR THIS  
AGENCY MARK ON  
OUR PRODUCTS

### APPLICATION

*Low-pressure measurement for building energy management and comfort control*

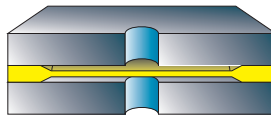
### FEATURES

- *Rugged ABS package capable of DIN rail or standard panel mounting*
- *LED power status indicator to assist in trouble shooting or quickly locating the instrument on a duct*
- *Detachable Euro style terminal block reduces wiring errors and field wiring time*
- *19 standard pressure ranges all capable of withstanding 15 psi without damage or calibration change*
- *Digitally compensated, 0.25% Span accuracy models*
- *NIST traceable, 9 point calibration report*

The Ashcroft® CXLdp High Accuracy transmitter uses the patented Ashcroft Si-Glas™ variable capacitance sensor. This MEMS sensor provides extraordinary sensitivity and long term stability. New digital compensation is accomplished using a highly reliable application specific integrated circuit (ASIC).

*Featuring a highly reliable variable capacitance sensor using the patented Ashcroft® SiGlas™ sensor. This ultra-thin single crystal diaphragm provides inherent sensor repeatability and stability.*

#### SENSOR CROSS SECTION



*The silicon diaphragm sensor has no glues or other organics to contribute to drift or mechanical degradation over time.*

### PERFORMANCE SPECIFICATIONS

**Ref. Temperature:** 70°F ±2°F (21°C ±1°C)

**Accuracy Class (Span):** ±0.25%

Includes non-linearity, hysteresis, non-repeatability, zero offset and span setting errors.

**Stability – Max. Change**

(Span/year): ≤0.25%

**Standard Ranges (Inches W.C.)**

**Unidirectional Ranges:**

**Differential**

0/0.10	0/0.75	0/2.50	0/10.00
0/0.25	0/1.00	0/3.00	0/15.00
0/0.50	0/2.00	0/5.00	0/25.00

**Bidirectional Ranges:**

**Compound**

±0.10	±0.50	±2.00	±10.00
±0.25	±1.00	±5.00	±15.00

**Response Time:** 250 msec

### ENVIRONMENTAL SPECIFICATIONS

**Temperature Limits:**

Storage	-40 to 180°F
Operating	+0 to 160°F
Compensated Range	+35 to 130°F
(10-95% R.H. non-condensing)	

**Temperature Coefficients:**

Zero & Span	±0.03% Span/°F
-------------	----------------

**CE Marked:** Per DoC

**EMC Directive 2004/108/EC**

IEC/EN 61326-1: Edition 1.0 Industrial

IEC/EN 61326-2-3: Edition 1.0 Annex BB Industrial

### FUNCTIONAL SPECIFICATIONS

**Overpressure Limits:**

Proof Pressure	15 psid
Burst Pressure	25 psid
Max. static line pressure	25 psi

**Mounting Position Effect:** ±1%/g (lowest range)

**Note:** Calibration in vertical position is standard

### ELECTRICAL SPECIFICATIONS

Voltage Output:	Supply Voltage:	Supply Current:
4-20mA (2 wire)	12-36 Vdc	21.5mA
0-5 Vdc (3 wire)	11.5-36 Vdc	4.5mA
0-10 Vdc (3 wire)	14-36 Vdc or 24 Vac	6mA

**Output signal is independent of power supply changes**

**Reverse Wiring Protected**

**Zero and Span Adjustment:**

Externally accessible

Zero: ±5% F.S.

Span: ±5% F.S.

### PHYSICAL SPECIFICATIONS

**Pressure Connections:**

¼" brass barbed fittings

½ NPT Female brass

**Electrical Connection:** Euro style pluggable terminal block accepts 12-26 gauge wire

**Enclosure:** NEMA Type 1 Fire-retardant ABS (meets UL 94-5VA)

**LED visual indicator standard**

**Weight:** Approx. 2.5 oz

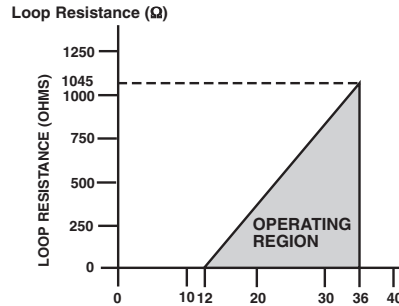
**Media:** Clean, dry and non-corrosive gas

**Mounting:** Threaded fastener and 35mm DIN rail mount standard.

**Option:** ½" plenum/conduit mounting bracket and cover kit (order part #101A213-01)

## Model CXLdp High Accuracy Low Pressure Differential Transmitter

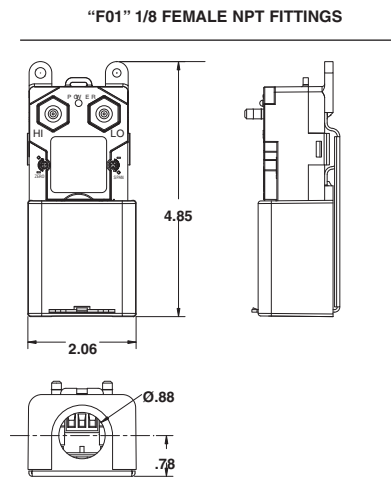
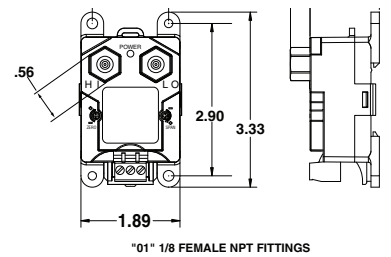
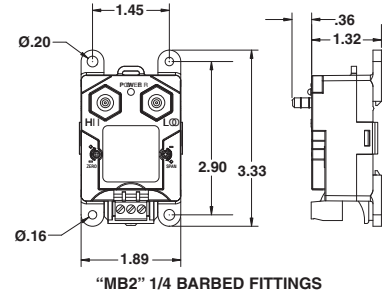
### Load Limitations 4-20mA Output



Standard DIN rail mount

Optional 1/2" plenum/conduit kit

### DIMENSIONS (in inches)



### How To Order

<b>C X</b>	<b>3</b>						<b>X</b>
<b>Type</b> (CX) CXLdp High Accuracy	<b>Accuracy/TC</b> (3) 0.25%, ±0.03%/°F	<b>Connection</b> (MB2) 1/4 Barbed Male (F01) 1/8 NPT Female	<b>Output Signal</b> (42) 4-20mA (10) 0-10Vdc <sup>(1)</sup>	<b>Pressure Range</b> Diff. or Gauge: (P1IW) 0.10"W.C. (P25IW) 0.25"W.C. (P5IW) 0.50"W.C. (P75IW) 0.75"W.C. (1IW) 1.00"W.C. (2IW) 2.00"W.C. (2P5IW) 2.50"W.C. (3IW) 3.00"W.C. (5IW) 5.00"W.C. (10IW) 10.00"W.C. (15IW) 15.00"W.C. (25IW) 25.00"W.C. Compound: (P1IWL) ±0.10"W.C. (P25IWL) ±0.25"W.C. (P5IWL) ±0.50"W.C. (1IWL) ±1.00"W.C. (2IWL) ±2.00"W.C. (5IWL) ±5.00"W.C. (10IWL) ±10.00"W.C. (15IWL) ±15.00"W.C.	<b>XAH<sup>(2)</sup></b> Conduit Kit Packaged with the CXLdp High Accuracy		

**Notes:**  
(1) Includes user selectable option 0-5Vdc output.  
(2) Note: XAH option is for the conduit kit assembled with the CXLdp High Accuracy. To get the conduit kit separately request Part No. 101A213-01.  
(4) Includes 9 point NIST Traceable Calibration report.