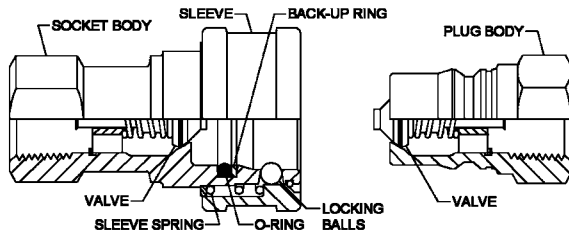


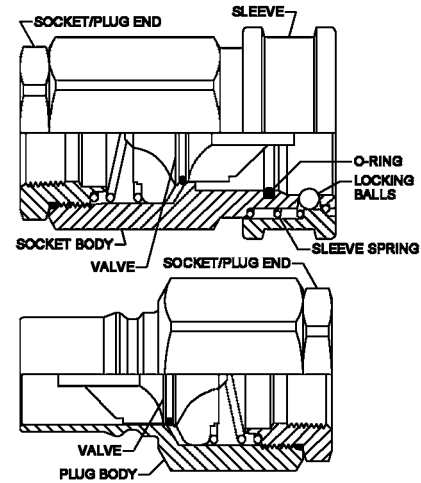
Series HK ISO 7241-1 Series B



Series 1-HK to 8-HKP



Series 10-HK, 12-HK & 20-HK



TWO-WAY

Series HK Couplings are designed for general purpose hydraulic service. Some are suitable for use with various liquids, chemicals, steam, gases and vacuum. Series HK couplings conform to the dimensional requirements of ISO 7241-1 Series B. Body sizes range from 1/8" to 2 1/2".

Features

- Brass, steel and stainless steel construction available in all sizes; polypropylene available in 1/4" body size
- End connections are female NPTF, BSPP and SAE o-ring boss
- UL listed couplings for use on LP gas fueled lift trucks and tractors available in 1/8", 1/4" and 3/8" body sizes
- Heavy duty steel couplings for use in high impulse service available in most sizes
- Steam coupling available in 3/8" body size

Standard Materials

- Brass, zinc-plated steel, stainless steel and polypropylene (1/4" only) construction
- Stainless steel springs, balls and retaining rings
- Buna-N (Nitrile) seals
- Teflon back-up rings in 1-HK through 8-HKP steel and stainless steel sockets

Options

- Non-valved socket and plug
- Valve actuator in socket or plug
- Bleeder-style plug
- Sleeve lock
- Seals: Teflon, Neoprene, Viton, Buna-N, EPDM and Kalrez (See Elastomer Selection Guide, page 71)

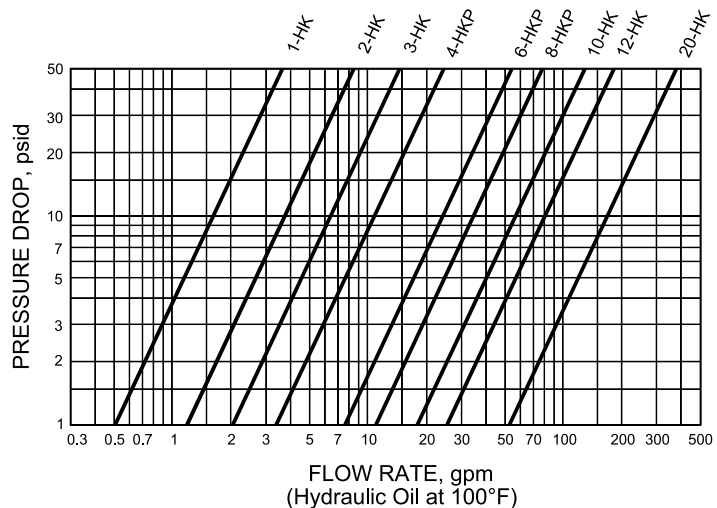
Accessories

- Dust caps and dust plugs (See page 68)
- Release clamp with chain

Rated Pressure and Flow Capacity

Series	Body Size	Brass		Steel		Stainless Steel	
		PSI	BAR	PSI	BAR	PSI	BAR
1-HK	1/8"	3,000	207	4,000	275	5,000	344
2-HK	1/4"	2,700	186	5,000	345	3,700	255
*P2-HK	1/4"	50	4	(+35°F to 150°F)			
3-HK	3/8"	2,200	152	3,700	255	3,700	255
4-HKP	1/2"	2,250	155	5,000	345	4,250	293
6-HKP	3/4"	2,000	138	4,000	275	3,500	242
8-HKP	1"	1,500	103	4,000	275	2,500	173
10-HK	1 1/4"	1,200	83	1,700	118	1,700	118
12-HK	1 1/2"	1,500	104	2,200	152	2,200	152
20-HK	2 3/4"	700	49	1,500	104	1,500	104

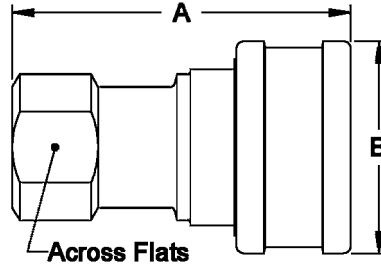
* Polypropylene Construction





Series 1-HK to 8-HK

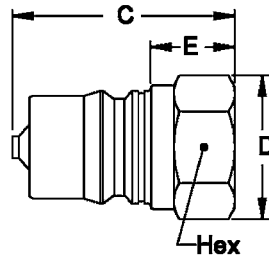
ISO 7241-1 Series B



SOCKETS

Body Size (inch)	Brass		Steel		Stainless Steel		Thread Size (female)			Dimensions (inches)		
	Standard	UL Listed	Standard	High Impulse	303	316	NPTF	BSPP	SAE	A	B	Across Flats
1/8	B1-H11	UL1-H11	1-H11	—	LL1-H11	ML1-H11	1/8-27	—	—	1.91	0.98	0.56
1/8	—	—	1-H4	—	LL1-H4	—	—	—	7/16-20	2.06	0.98	0.69
1/4	B2-H16	UL2-H16	2-H16	2-H16	LL2-H16	ML2-H16	1/4-18	—	—	2.26	1.17	0.75
1/4	B2-H16BS	—	2-H16BS	—	LL2-H16BS	ML2-H16BS	—	1/4-19	—	2.26	1.17	0.75
1/4	—	—	2-H6	2-H6	LL2-H6	—	—	—	9/16-18	2.40	1.17	0.88
3/8	B3-H21	UL3-H21	3-H21	3-H21C	LL3-H21	ML3-H21	3/8-18	—	—	2.56	1.42	0.88
3/8	B3-H21BS	—	3-H21BS	—	LL3-H21BS	ML3-H21BS	—	3/8-19	—	2.56	1.42	0.88
3/8	—	—	3-H8	3-H8C	LL3-H8	—	—	—	3/4-16	2.74	1.42	1.00
1/2	B4-HP26	—	4-HP26	4-HP26	LL4-HP26	ML4-HP26	1/2-14	—	—	2.96	1.86	1.13
1/2	B4-HP26BS	—	4-HP26BS	4-HP26BS	LL4-HP26BS	ML4-HP26BS	—	1/2-14	—	2.96	1.86	1.13
1/2	—	—	4-HP10	4-HP10	LL4-HP10	—	—	—	7/8-14	3.05	1.86	1.25
3/4	B6-HP31	—	6-HP31	6-HP31	LL6-HP31	ML6-HP31	3/4-14	—	—	3.48	2.22	1.31
3/4	B6-HP31BS	—	6-HP31BS	6-HP31BS	LL6-HP31BS	ML6-HP31BS	—	3/4-14	—	3.48	2.22	1.31
3/4	—	—	6-HP12	6-HP12	LL6-HP12	—	—	—	1 ¹ / ₁₆ -12	3.67	2.22	1.38
1	B8-HP36	—	8-HP36	8-HP36	LL8-HP36	ML8-HP36	1-11 ¹ / ₂	—	—	4.13	2.61	1.75
1	B8-HP36BS	—	8-HP36BS	8-HP36BS	LL8-HP36BS	ML8-HP36BS	—	1-11	—	4.13	2.61	1.75
1	—	—	8-HP16	8-HP16	LL8-HP16	—	—	—	1 ⁵ / ₁₆ -12	4.13	2.61	1.88

A = Overall Length B = Maximum Diameter



PLUGS

Body Size (inch)	Brass		Steel		Stainless Steel		Thread Size (female)			Dimensions (inches)			
	Standard	UL Listed	Standard	High Impulse	303	316	NPTF	BSPP	SAE	C	D	E	HEX
1/8	B1-K11	UL1-K11	1-K11	—	LL1-K11	ML1-K11	1/8-27	—	—	1.26	0.65	0.44	0.56
1/8	—	—	1-K4	—	LL1-K4	—	—	—	7/16-20	1.41	0.79	0.59	0.69
1/4	B2-K16	UL2-K16	2-K16	2-K16C	LL2-K16	ML2-K16	1/4-18	—	—	1.52	0.87	0.56	0.75
1/4	B2-K16BS	—	2-K16BS	—	LL2-K16BS	ML2-K16BS	—	1/4-19	—	1.52	0.87	0.56	0.75
1/4	—	—	2-K6	2-K6C	LL2-K6	—	—	—	9/16-18	1.66	1.01	0.70	0.88
3/8	B3-K21	UL3-K21	3-K21	3-K21C	LL3-K21	ML3-K21	3/8-18	—	—	1.76	1.01	0.61	0.88
3/8	B3-K21BS	—	3-K21BS	—	LL3-K21BS	ML3-K21BS	—	3/8-19	—	1.76	1.01	0.61	0.88
3/8	—	—	3-K8	3-K8C	LL3-K8	—	—	—	3/4-16	1.94	1.15	0.79	1.00
1/2	B4-KP26	—	4-KP26	4-KP26	LL4-KP26	ML4-KP26	1/2-14	—	—	2.03	1.30	0.76	1.13
1/2	B4-KP26BS	—	4-KP26BS	4-KP26BS	LL4-KP26BS	ML4-KP26BS	—	1/2-14	—	2.03	1.30	0.76	1.13
1/2	—	—	4-KP10	4-KP10	LL4-KP10	—	—	—	7/8-14	2.11	1.37	0.84	1.19
3/4	B6-KP31	—	6-KP31	6-KP31	LL6-KP31	ML6-KP31	3/4-14	—	—	2.36	1.52	0.71	1.31
3/4	B6-KP31BS	—	6-KP31BS	6-KP31BS	LL6-KP31BS	ML6-KP31BS	—	3/4-14	—	2.36	1.52	0.71	1.31
3/4	—	—	6-KP12	6-KP12	LL6-KP12	—	—	—	1 ¹ / ₁₆ -12	2.54	1.59	0.89	1.38
1	B8-KP36	—	8-KP36	8-KP36	LL8-KP36	ML8-KP36	1-11 ¹ / ₂	—	—	2.85	1.88	0.97	1.63
1	B8-KP36BS	—	8-KP36BS	8-KP36BS	LL8-KP36BS	ML8-KP36BS	—	1-11	—	2.85	1.88	0.97	1.63
1	—	—	8-KP16	8-KP16	LL8-KP16	—	—	—	1 ⁵ / ₁₆ -12	2.85	2.17	0.97	1.88

C = Overall Length D = Maximum Diameter E = Exposed Length when Connected

All dimensions in inches.

Series 1-HK to 8-HK

ISO 7241-1 Series B



TWO-WAY

Series P2-HK Plastic Coupling

The Series P2-HK coupling is intended for use with air, water and various chemicals at low pressure. It is designed for use where an economical, light weight, corrosion resistant coupling is desired. All components, except springs and seals, are molded from natural polypropylene with a UV inhibitor. Valve springs are 316 stainless steel. Viton seals are standard. EPDM (192) seals are optional.

Part No.	Thread Size NPTF	Dimensions			Hex	Part No.	Thread Size NPTF	Dimensions			Hex	
		A	B	HEX				C	D	E		HEX
PP2-H25F	1/4-18	2.38	1.45	0.88		PP2-K25F	1/4-18	1.65	1.01	0.67	0.88	

Series 3-HK Steam Coupling

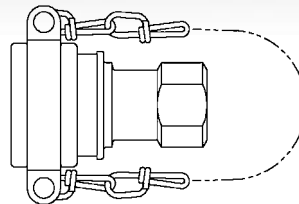
The Hansen Steam Coupling has a large diameter flange on the sleeve to aid gripping while the user wears heavy gloves. EPDM (192) seals are standard, and can be used with steam at temperatures up to 350°F. Options are BSPP threads, sleeve lock, EPDM (236) seals, for use with steam at temperatures above 350°F, and Viton (143) seals.

Part No.	Thread Size NPTF	Dimensions			Hex	Part No.	Thread Size NPTF	Dimensions			Hex	
		A	B	Across Flats				C	D	E		HEX
B3-H21Y	3/8-18	2.56	1.75	0.88		B3-K21-192	3/8-18	1.76	1.01	0.61	0.88	

Release Clamp with Chain

When fluid lines may be subjected to a damaging pull, couplings can be mounted to disconnect automatically, sealing both ends of a line against fluid loss. The socket sleeve can be anchored to a stationary bracket, either directly or with a chain. Excessive pull on the plug end of the line moves the socket body forward relative to the sleeve, and the plug is released without damage to the line. Release Clamp Assembly Kits are available for Series 1-HK through 8-HKP sockets.

Series	Kit Part No.
1-HK	1-HRC-K
2-HK	2-HRC-K
3-HK	3-HRC-K
4-HKP	4-HRC-K
6-HKP	6-HRC-K
8-HKP	8-HRC-K



Bleeder-Style Plugs

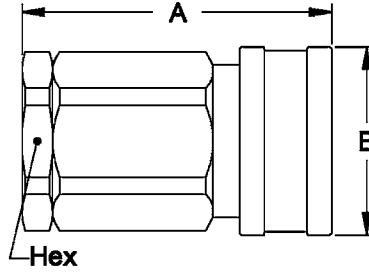
Bleeder-style plugs can be used on air lines to prevent hose whip when disconnecting a line by reducing the exhaust velocity of air. Bleeder-style plugs can be used on hydraulic lines to prevent static pressure from building up in disconnected lines. Valves of these plugs are manufactured such that a small leak path exists when the plug is disconnected. Bleeder-style plugs are available in Series 1-HK through 6-HKP.

Series	Plug Part No.
1-HK	B1-K11-VB
2-HK	B2-K16-VB
2-HK	2-K16C-VB
3-HK	B3-K21-VB
3-HK	3-K21-VB
3-HK	3-K21C-VB
4-HKP	4-KP26-VB
6-HKP	B6-KP31-VB
6-HKP	6-KP31-VB



Series 10-HK/12-HK/20-HK

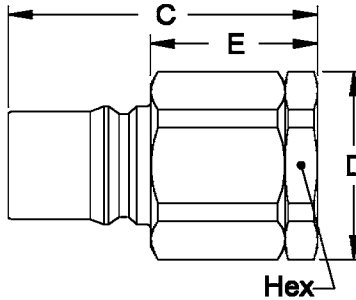
ISO 7241-1 Series B



SOCKETS

Body Size (inch)	Brass	Steel		303 Stainless Steel	Thread Size (female)		Dimensions (inches)		
		Standard	High Impulse		NPTF	BSPP	A	B	HEX
1 ¹ / ₄	B10-H41	10-H41	—	LL10-H41	1 ¹ / ₄ -11 ¹ / ₂	—	4.51	2.73	2.38
1 ¹ / ₄	—	10-H41BS	—	LL10-H41BS	—	1 ¹ / ₄ -11	4.51	2.73	2.38
1 ¹ / ₂	B12-H41	12-H41	12-H41C	LL12-H41	1 ¹ / ₄ -11 ¹ / ₂	—	4.82	3.23	2.38
1 ¹ / ₂	B12-H41BS	12-H41BS	—	LL12-H41BS	—	1 ¹ / ₄ -11	4.82	3.23	2.38
1 ¹ / ₂	B12-H46	12-H46	12-H46C	LL12-H46	1 ¹ / ₂ -11 ¹ / ₂	—	4.82	3.23	2.38
1 ¹ / ₂	B12-H46BS	12-H46BS	—	LL12-H46BS	—	1 ¹ / ₂ -11	4.82	3.23	2.38
2 ¹ / ₂	B20-H51	20-H51	20-H51C	LL20-H51	2-11 ¹ / ₂	—	5.55	4.11	3.75
2 ¹ / ₂	B20-H51BS	20-H51BS	—	LL20-H51BS	—	2-11	5.55	4.11	3.75
2 ¹ / ₂	B20-H56	20-H56	20-H56C	LL20-H56	2 ¹ / ₂ -8	—	6.14	4.11	3.75
2 ¹ / ₂	B20-H56BS	20-H56BS	—	LL20-H56BS	—	2 ¹ / ₂ -11	6.14	4.11	3.75
2 ¹ / ₂	B20-H61	20-H61	20-H61C	LL20-H61	3-8	—	7.00	4.11	4.00
2 ¹ / ₂	B20-H61BS	20-H61BS	—	LL20-H61BS	—	3-11	7.00	4.11	4.00

A = Overall Length B = Maximum Diameter



PLUGS

Body Size (inch)	Brass	Steel		303 Stainless Steel	Thread Size (female)		Dimensions (inches)			
		Standard	High Impulse		NPTF	BSPP	C	D	E	HEX
1 ¹ / ₄	B10-K41	10-K41	—	LL10-K41	1 ¹ / ₄ -11 ¹ / ₂	—	4.25	2.73	2.33	2.38
1 ¹ / ₄	—	10-K41BS	—	LL10-K41BS	—	1 ¹ / ₄ -11	4.25	2.73	2.33	2.38
1 ¹ / ₂	B12-K41	12-K41	12-K41C	LL12-K41	1 ¹ / ₄ -11 ¹ / ₂	—	4.76	3.02	2.67	2.38
1 ¹ / ₂	B12-K41BS	12-K41BS	—	LL12-K41BS	—	1 ¹ / ₄ -11	4.76	3.02	2.67	2.38
1 ¹ / ₂	B12-K46	12-K46	12-K46C	LL12-K46	1 ¹ / ₂ -11 ¹ / ₂	—	4.76	3.02	2.67	2.38
1 ¹ / ₂	B12-K46BS	12-K46BS	—	LL12-K46BS	—	1 ¹ / ₂ -11	4.76	3.02	2.67	2.38
2 ¹ / ₂	B20-K51	20-K51	20-K51C	LL20-K51	2-11 ¹ / ₂	—	5.49	4.31	2.97	3.75
2 ¹ / ₂	B20-K51BS	20-K51BS	—	LL20-K51BS	—	2-11	5.49	4.31	2.97	3.75
2 ¹ / ₂	B20-K56	20-K56	20-K56C	LL20-K56	2 ¹ / ₂ -8	—	6.08	4.31	3.56	3.75
2 ¹ / ₂	B20-K56BS	20-K56BS	—	LL20-K56BS	—	2 ¹ / ₂ -11	6.08	4.31	3.56	3.75
2 ¹ / ₂	B20-K61	20-K61	20-K61C	LL20-K61	3-8	—	6.94	4.31	4.42	4.00
2 ¹ / ₂	B20-K61BS	20-K61BS	—	LL20-K61BS	—	3-11	6.94	4.31	4.42	4.00

C = Overall Length D = Maximum Diameter E = Exposed Length when Connected

*ISO 7241-1 Series B does not include 1-1/4 inch body size couplings; therefore, Hansen Series 10-HK is not covered by this standard

TWO-WAY

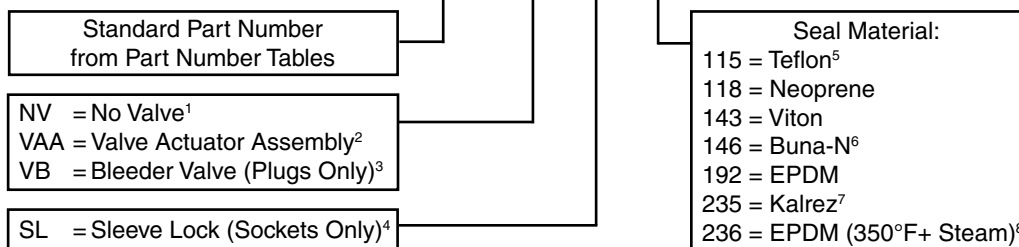
Series HK

Special Ordering Instructions



How to build a socket or plug part number with options:

Example: 4-HP26 - VAA - SL - 143



Notes:

- 1) The NV option should be specified for a socket **and** a plug when a non-valved coupling is desired. Non-valved Series 1-HK through 8-HKP plugs do not contain seals. Do not specify a seal material.
- 2) The VAA option should be specified for a socket **or** a plug when a one-way coupling is desired.
- 3) The VB option can be ordered for Series 1-HK through 6-HKP plugs to prevent pressure build-up in disconnected hydraulic lines or to reduce hose whip when disconnecting pneumatic lines.
- 4) The Sleeve Lock device prevents accidental disconnection. Not available on sockets with prefix UL.
- 5) Series HK couplings are designed for use with elastomer seals. Teflon is not an elastomer. It is rigid and not resilient. Couplings with Teflon seals may leak and/or be difficult to connect. Force to connect may be reduced by heating connected couplings in hot water; then, cooling before disconnecting. Teflon seals are available for Series 1-HK through 8-HKP, except Series P2-HK.
- 6) The 146 seal option may be specified for fuels and hydraulic fluids that are known to cause standard Buna-N seals to swell excessively.
- 7) Couplings with Kalrez seals are available by special quotation.
- 8) The 236 seal option should be ordered for use with steam at or above 350°F. The 192 seal option should be ordered for hot water above 180°F and steam below 350°F.
- 9) Some part numbers may be subject to minimum order quantities.
- 10) Some options may be available only by special quotation. Consult your Hansen distributor.

TWO-WAY