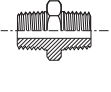
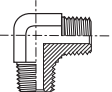
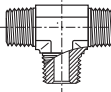
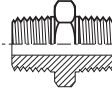

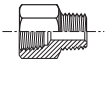
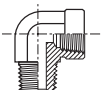
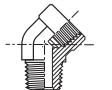
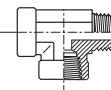
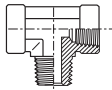

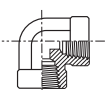
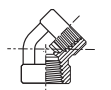
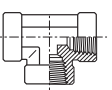
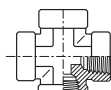


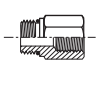
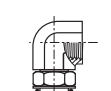
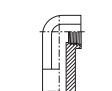

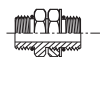




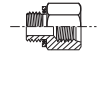
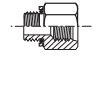

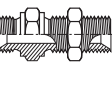
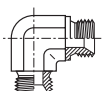
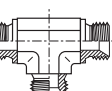
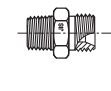
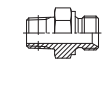

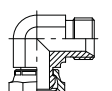
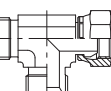
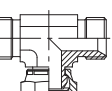

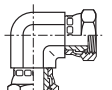
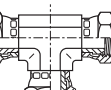
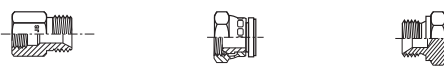










# Adapters

## Visual index

<p>NPTF Adapters Male/male</p>	 <b>FFM</b> / p. N4	 <b>CR</b> / p. N5	 <b>RRS</b> / p. N5	 <b>FFFM</b> / p. N6			
<p>NPTF Adapters Male/Female</p>	 <b>PTRM</b> / p. N7	 <b>FGM</b> / p. N8	 <b>CDM</b> / p. N9	 <b>CD45M</b> / p. N10	 <b>MRO</b> / p. N11	 <b>MMS</b> / p. N12	
<p>NPTF Adapters Female/Female</p>	 <b>GG</b> / p. N13	 <b>DDM</b> / p. N14	 <b>DD45</b> / p. N14	 <b>MMO</b> / p. N15	 <b>KMMOO</b> / p. N15		
<p>NPTF Plug</p>	 <b>HPM</b> / p. N16	 <b>HHP</b> / p. N16	<p>UNF/NPTF Adapters</p>	 <b>F5OG</b> / p. N17	 <b>AOEG</b> / p. N18	 <b>AOE4G</b> / p. N18	
<p>UNF Adapters</p>	 <b>F5OG5</b> / p. N19	 <b>F5OHAO</b> / p. N20	 <b>G5G5JG5</b> / p. N20	<p>UNF/ Plugs</p>		 <b>P5ONM</b> / p. N21	 <b>HP5ON</b> / p. N22
<p>BSPT-BSPP metric-UNF Conversion adapters</p>	 <b>F3HMG5</b> / p. N23	 <b>F4OHMG5</b> / p. N24	 <b>F8OHG5</b> / p. N25				
<p>Male/Male adapters BSPP 60° cone, BSPT, NPT</p>	 <b>HMK4</b> / p. N26	 <b>WMK4WL4NM</b> / p. N27	 <b>EMK4</b> / p. N28	 <b>JMK4</b> / p. N28	 <b>F3MK4</b> / p. N38	 <b>FMK4</b> / p. N40	
<p>Male/Female swivel adapters BSPP 60° cone</p>	 <b>F6MK4</b> / p. N30	 <b>C6MK4</b> / p. N31	 <b>R6MK4</b> / p. N32	 <b>S6MK4</b> / p. N33			
<p>Female/Female swivel adapters BSPP 60° cone</p>	 <b>H6MK4</b> / p. N34	 <b>E6MK4</b> / p. N35	 <b>J6MK4</b> / p. N36				

Visual index

<p>BSPP 60° cone Expander/Adapter cap</p>	 <p><b>G4MK4</b> / p. N37    <b>FNMK4</b> / p. N39    <b>PNMK4</b> / p. N29</p>					
<p>BSPP Adapters Female/Female</p>	 <p><b>GG44M</b> / p. N41    <b>MMO444M</b> / p. N42</p>					
<p>Reducing bushes BSPP/BSPT</p>	<p>BSPT male union and plug</p>	 <p><b>PTR34M</b> / p. N43    <b>FF33M</b> / p. N44    <b>HP3M</b> p. N45</p>				
<p>Female swivel NPSM / male NPTF</p>	 <p><b>0107</b> / p. N46    <b>2107</b> / p. N47    <b>3107</b> / p. N48</p>					
<p>Female swivel NPSM / female NPTF</p>	 <p><b>0207</b> / p. N49    <b>2207</b> / p. N50</p>					
<p>Female swivel NPSM / male UNF</p>	 <p><b>0507</b> / p. N51    <b>2507</b> / p. N52    <b>3507</b> / p. N53</p>					
<p>JIS Adapters Male to BSPT</p>	<p><b>JIS Unions</b></p>  <p><b>F3MT4</b> / p. N54    <b>C3T4</b> / p. N55    <b>V3T4</b> / p. N55    <b>HMP4</b> / p. N56    <b>HP46</b> / p. N56</p>					
<p>JIS Adapters Female cone to BSPT</p>	 <p><b>F3MP4</b> / p. N57    <b>C3P4</b> / p. N57    <b>V3P4</b> / p. N58    <b>F63MP4</b> / p. N58    <b>G63P4</b> / p. N59    <b>G3P4</b> / p. N59</p>					
<p>Seals/ Retaining ring</p>	 <p><b>Adapter Components</b> p. N60</p>					



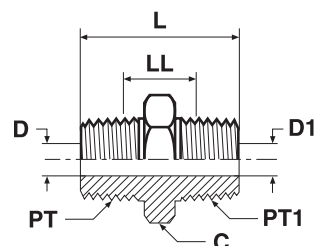
## Adapters

### FFM Male nipple

Male NPTF\* thread (SAE J476) / Male NPTF\* thread (SAE J476)

SAE 140137

\*Stainless Steel = NPT to prevent galling



Thread NPT/NPTF PT	Thread NPT/NPTF PT1	C mm	D mm	D1 mm	L mm	LL mm	Weight (steel) g/1 piece	Adapter Steel	Adapter Stainless Steel	PN (bar)	
										S	SS
1/8-27	1/8-27	11	5	5	27	15	11	1/8 FF-S	1/8FFMSS	420	420
1/4-18	1/8-27	16	7	5	32	17	31	1/4 X 1/8 FF-S	1/4X1/8FFMSS	420	420
1/4-18	1/4-18	16	7	7	37	20	28	1/4FFMS	1/4FFMSS	420	420
3/8-18	1/8-27	19	10	5	37	22	45	3/8 X 1/8 FF-S	3/8X1/8FFMSS	420	420
3/8-18	1/4-18	19	10	10	37	19	51	3/8 X 1/4 FF-S	3/8X1/4FFMSS	420	420
3/8-18	3/8-18	19	10	10	37	19	40	3/8 FF-S	3/8FFMSS	420	420
1/2-14	1/8-27	22	14	5	39	21	58	1/2 X 1/8 FF-S	1/2X1/8FFMSS	420	420
1/2-14	1/4-18	22	7	7	43	23	88	1/2 X 1/4 FF-S	1/2X1/4FFMSS	420	420
1/2-14	3/8-18	22	10	10	43	23	71	1/2 X 3/8 FF-S	1/2X3/8FFMSS	420	420
1/2-14	1/2-14	22	14	14	48	24	71	1/2FFMS	1/2FFMSS	420	420
3/4-14	1/4-18	29	18	7	45	24	104	3/4 X 1/4 FF-S	3/4X1/4FFMSS	380	380
3/4-14	3/8-18	29	19	11	45	24	134	3/4 X 3/8 FF-S	3/4X3/8FFMSS	380	380
3/4-14	1/2-14	29	18	7	50	21	161	3/4 X 1/2 FF-S	3/4X1/2FFMSS	380	380
3/4-14	3/4-14	27	18	18	50	18	104	3/4FFMS	3/4FFMSS	380	380
1-11.5	1-11.5	36	24	24	59	30	179	1 FF-S	1FFMSS	380	380
1-11.5	1/4-18	35	24	7	50	27	188	1 X 1/4 FF-S	1X1/4FFMSS	380	380
1-11.5	3/4-14	35	18	18	53	26	195	1 X 3/4 FF-S	1X3/4FFMSS	380	380
1 1/4-11.5	1-11.5	45	32	24	62	33	256	1 1/4 X 1 FF-S	11/4X1FFMSS	350	350
1 1/4-11.5	1 1/4-11.5	45	32	32	63	33	256	1 1/4 FF-S	11/4FFMSS	350	350
1 1/2-11.5	1 1/2-11.5	51	38	38	66	36	364	1 1/2 FF-S	11/2FFMSS	210	210
2-11.5	2-11.5	64	49	49	72	41	848	2 FF-S	2FFMSS	170	170

Order codes shown are part of our current manufacturing programme.

Imperial and metric parts may vary in hexagon dimensions.

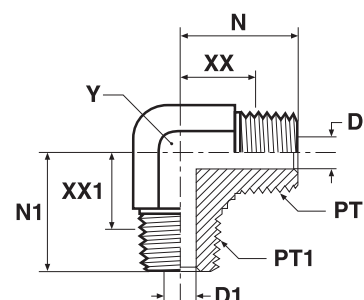
$$\frac{\text{PN (bar)}}{10} = \text{PN (MPa)}$$

Pressure ratings – PN shown, apply to Steel and Stainless Steel versions of the product.

### CR Male thread elbow

Male NPTF\* thread (SAE J476) / Male NPTF\* thread (SAE J476)  
SAE 140237

\*Stainless Steel = NPT to prevent galling

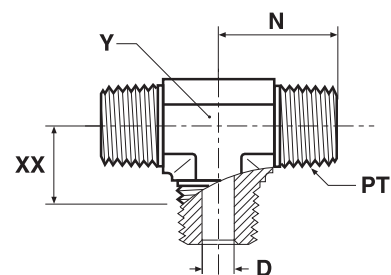


Thread NPT/NPTF PT	Thread NPT/NPTF PT1	D mm	D1 mm	N mm	N1 mm	XX mm	XX1 mm	Y mm	Weight (steel) g/1 piece	Adapter Steel	Adapter Stainless Steel	PN (bar)	
												S	SS
1/8-27	1/8-27	5	5	20	20	14	14	11	27	1/8 CR-S	1/8 CR-SS	420	420
1/4-18	1/4-18	7	7	28	28	19	19	14	54	1/4 CR-S	1/4 CR-SS	420	420
3/8-18	3/8-18	10	10	31	31	22	22	19	181	3/8 CR-S	3/8 CR-SS	420	420
3/8-18	1/4-18	10	7	31	31	22	22	19	66	3/8 X 1/4 CR-S	3/8 X 1/4 CR-SS	420	420
1/2-14	1/2-14	14	14	37	37	26	26	22	172	1/2 CR-S	1/2 CR-SS	420	420
1/2-14	3/8-18	14	10	37	33	26	24	22	103	1/2 X 3/8 CR-S	1/2 X 3/8 CR-SS	420	420
3/4-14	3/4-14	18	18	40	40	28	28	27	263	3/4 CR-S	3/4 CR-SS	280	280
3/4-14	1/2-14	18	14	40	37	28	26	27	164	3/4 X 1/2 CR-S	3/4 X 1/2 CR-SS	280	280
1-11.5	1-11.5	24	24	50	50	36	36	41	462	1 CR-S	1 CR-SS	210	210
1 1/4-11.5	1 1/4-11.5	32	32	56	56	41	41	48	782	1 1/4 CR-S	1 1/4 CR-SS	170	170
1 1/2-11.5	1 1/2-11.5	38	38	59	59	56	45	48	782	1 1/2 CR-S	1 1/2 CR-SS	170	170

### RRS Male thread tee

Male NPTF\* thread (SAE J476)  
SAE 140437

\*Stainless Steel = NPT to prevent galling



Thread NPT/NPTF PT	D mm	N mm	XX mm	Y mm	Weight (steel) g/1 piece	Adapter Steel	Adapter Stainless Steel	PN (bar)	
								S	SS
1/8-27	5	20	14	11	33	1/8 RRS-S	1/8 RRS-SS	420	420
1/4-18	7	28	19	14	56	1/4 RRS-S	1/4 RRS-SS	420	420
3/8-18	10	31	22	19	92	3/8 RRS-S	3/8 RRS-SS	420	420
1/2-14	14	37	26	22	96	1/2 RRS-S	1/2 RRS-SS	420	420
3/4-14	19	40	28	27	235	3/4 RRS-S	3/4 RRS-SS	280	280

Order codes shown are part of our current manufacturing programme.

Imperial and metric parts may vary in hexagon dimensions.

$$\frac{PN \text{ (bar)}}{10} = PN \text{ (MPa)}$$

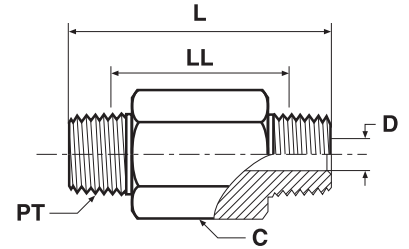
Pressure ratings – PN shown, apply to Steel and Stainless Steel versions of the product.

## Adapters

### FFFM Extended male nipple

Male NPTF\* thread (SAE J476) / Male NPTF\* thread (SAE J476)

\*Stainless Steel = NPT to prevent galling



Thread NPT/NPTF PT	C mm	D mm	L mm	LL mm	Weight (steel) g/1 piece	Adapter Steel	Adapter Stainless Steel	PN (bar)	
								S	SS
1/8-27	11	5	38	26	23	1/8 X 1.5 FFF-S	1/8X1.5FFFMSS	420	420
1/8-27	11	5	51	39	33	1/8 X 2.0 FFF-S	1/8X2.0FFFMSS	420	420
1/8-27	11	5	64	52	41	1/8 X 2.5 FFF-S	1/8X2.5FFFMSS	420	420
1/8-27	11	5	76	64	50	1/8 X 3.0 FFF-S	1/8X3.0FFFMSS	420	420
1/4-18	16	7	38	21	35	1/4 X 1.5 FFF-S	1/4X1.5FFFMSS	420	420
1/4-18	16	7	51	34	51	1/4 X 2.0 FFF-S	1/4X2.0FFFMSS	420	420
1/4-18	16	7	64	46	72	1/4 X 2.5 FFF-S	1/4X2.5FFFMSS	420	420
1/4-18	16	7	76	59	93	1/4 X 3.0 FFF-S	1/4X3.0FFFMSS	420	420
1/4-18	16	7	102	84	110	1/4 X 4.0 FFF-S	1/4X4.0FFFMSS	420	420
1/2-14	22	14	51	27	91	1/2 X 2.0 FFF-S	1/2X2.0FFFMSS	420	420
1/2-14	22	14	76	53	151	1/2 X 3.0 FFF-S	1/2X3.0FFFMSS	420	420

Order codes shown are part of our current manufacturing programme.

Imperial and metric parts may vary in hexagon dimensions.

$$\frac{\text{PN (bar)}}{10} = \text{PN (MPa)}$$

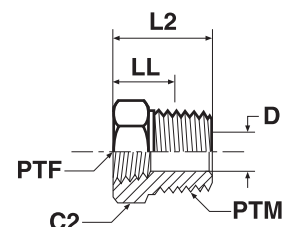
Pressure ratings – PN shown, apply to Steel and Stainless Steel versions of the product.

## PTRM Thread reducer

Male NPTF\* thread (SAE J476) / Female NPTF\* thread (SAE J476)

SAE 140140

\*Stainless Steel = NPT to prevent galling



Thread NPT/NPTF PTM	Thread NPT/NPTF PTF	C2 mm	D mm	L2 mm	LL mm	Weight (steel) g/1 piece	Adapter Steel	Adapter Stainless Steel	PN (bar)	
									S	SS
1/4-18	1/8-27	17	7	22	13	24	1/4 X 1/8 PTR-S	1/4X1/8PTRMSS	420	420
3/8-18	1/8-27	19	8	22	13	25	3/8 X 1/8 PTR-S	3/8X1/8PTRMSS	420	420
3/8-18	1/4-18	19	10	22	13	25	3/8 X 1/4 PTR-S	3/8X1/4PTRMSS	420	420
1/2-14	1/8-27	22	8	28	17	58	1/2 X 1/8 PTR-S	1/2X1/8PTRMSS	420	350
1/2-14	1/4-18	22	11	28	17	53	1/2 X 1/4 PTR-S	1/2X1/4PTRMSS	420	350
1/2-14	3/8-18	22	14	28	17	40	1/2X3/8PTRMS	1/2X3/8PTRMSS	420	350
3/4-14	1/4-18	29	11	30	18	94	3/4 X 1/4 PTR-S	3/4X1/4PTRMSS	280	280
3/4-14	3/8-18	30	15	30	18	101	3/4 X 3/8 PTR-S	3/4X3/8PTRMSS	380	280
3/4-14	1/2-14	30	18	30	18	110	3/4 X 1/2 PTR-S	3/4X1/2PTRMSS	350	280
1-11.5	3/8-18	35	14	35	20	163	1 X 3/8 PTR-S	1X3/8PTRMSS	210	210
1-11.5	1/2-14	35	18	35	20	139	1 X 1/2 PTR-S	1X1/2PTRMSS	210	210
1-11.5	3/4-14	36	23	35	20	116	1 X 3/4 PTR-S	1X3/4PTRMSS	280	210
1 1/4-11.5	1/2-14	45	18	37	22	220	1 1/4 X 1/2 PTR-S	11/4X1/2PTRMSS	170	170
1 1/4-11.5	3/4-14	45	23	37	22	236	1 1/4 X 3/4 PTR-S	11/4X3/4PTRMSS	170	170
1 1/4-11.5	1-11.5	46	29	37	22	250	1 1/4X1PTRMS	11/4X1PTRMSS	210	175
1 1/2-11.5	3/4-14	51	23	40	25	306	1 1/2 X 3/4 PTR-S	11/2X3/4PTRMSS	140	140
1 1/2-11.5	1-11.5	50	29	40	25	360	1 1/2X1PTRMS	11/2X1PTRMSS	210	140
1 1/2-11.5	1 1/4-11.5	50	38	40	25	282	1 1/2X1 1/4PTRMS	11/2X11/4PTRMSS	170	140
2-11.5	1/2-14	66	18	45	29	561	2 X 1/2 PTR-S	2X1/2PTRMSS	140	140
2-11.5	1 1/4-11.5	64	44	45	29	548	2 X 1 1/4 PTR-S	2X11/4PTRMSS	140	140

Order codes shown are part of our current manufacturing programme.

Imperial and metric parts may vary in hexagon dimensions.

$\frac{\text{PN (bar)}}{10} = \text{PN (MPa)}$

Pressure ratings – PN shown, apply to Steel and Stainless Steel versions of the product.

N

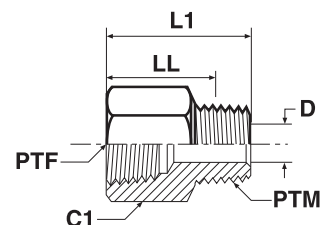
## Adapters

### FGM Thread expander / Adapter

Male NPTF\* thread (SAE J476) / Female NPTF\* thread (SAE J476)

SAE 140139

\*Stainless Steel = NPT to prevent galling



Thread NPT/NPTF PTF	Thread NPT/NPTF PTM	C1 mm	D mm	L1 mm	LL mm	Weight (steel) g/1 piece	Adapter Steel	Adapter Stainless Steel	PN (bar)	
									S	SS
1/8-27	1/8-27	16	5	26	20	30	1/8 FG-S	1/8FGMSS	420	420
1/4-18	1/8-27	19	5	31	25	57	1/4 X 1/8 FG-S	1/4X1/8FGMSS	420	420
1/4-18	1/4-18	19	7	35	27	44	1/4 FG-S	1/4FGMSS	420	420
3/8-18	1/8-27	22	5	32	26	50	3/8 X 1/8 FG-S	3/8X1/8FGMSS	420	420
3/8-18	1/4-18	22	7	37	28	108	3/8 X 1/4 FG-S	3/8X1/4FGMSS	420	420
3/8-18	3/8-18	22	10	37	28	55	3/8 FG-S	3/8FGMSS	420	420
1/2-14	1/8-27	29	5	38	32	98	1/2 X 1/8 FG-S	1/2X1/8FGMSS	350	350
1/2-14	1/4-18	29	7	43	34	104	1/2 X 1/4 FG-S	1/2X1/4FGMSS	350	350
1/2-14	3/8-18	29	10	43	34	108	1/2 X 3/8 FG-S	1/2X3/8FGMSS	350	350
1/2-14	1/2-14	29	14	43	31	108	1/2 FG-S	1/2FGMSS	350	350
3/4-14	3/4-14	35	19	49	37	178	3/4 FG-S	3/4FGMSS	280	280
3/4-14	1/4-18	35	7	45	36	129	3/4 X 1/4 FG-S	3/4X1/4FGMSS	280	280
3/4-14	1/2-14	35	14	49	38	129	3/4 X 1/2FG-S	3/4X1/2FGMSS	280	280
1-11.5	1-11.5	42	24	60	46	160	1 FG-S	1FGMSS	210	210
1-11.5	1/2-14	41	14	56	44	180	1 X 1/2FG-S	1X1/2FGMSS	210	210
1-11.5	3/4-14	41	18	56	43	98	1 X 3/4FG-S	1X3/4FGMSS	210	210
1 1/4-11.5	1-11.5	51	24	63	48	296	1 1/4 X 1FG-S	11/4X1FGMSS	170	170

Order codes shown are part of our current manufacturing programme.

Imperial and metric parts may vary in hexagon dimensions.

$$\frac{\text{PN (bar)}}{10} = \text{PN (MPa)}$$

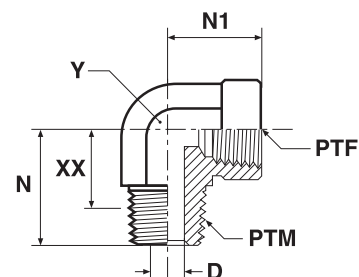
Pressure ratings – PN shown, apply to Steel and Stainless Steel versions of the product.

### CDM Male female thread elbow

Male NPTF\* thread (SAE J476) / Female NPTF\* thread (SAE J476)

SAE 140239

\*Stainless Steel = NPT to prevent galling



Thread NPT/NPTF PTM	Thread NPT/NPTF PTF	D mm	N mm	N1 mm	XX mm	Y mm	Weight (steel) g/1 piece	Adapter Steel	Adapter Stainless Steel	PN (bar)	
										S	SS
1/8-27	1/8-27	5	20	17	14	14	30	1/8 CD-S	1/8 CD-SS	350	350
1/4-18	1/4-18	7	28	22	19	19	77	1/4 CDMS	1/4 CD-SS	350	350
1/8-27	1/4-18	7	28	17	19	14	33	1/4 X 1/8 CD-S	1/4 X 1/8 CD-SS	350	350
3/8-18	3/8-18	10	31	26	22	22	96	3/8 CDMS	3/8 CD-SS	310	310
1/4-18	3/8-18	10	31	22	22	19	79	3/8 X 1/4 CD-S	3/8 X 1/4 CD-SS	350	350
1/2-14	3/8-18	10	33	31	24	27	260	3/8 X 1/2 CD-S	3/8 X 1/2 CD-SS	210	210
1/2-14	1/2-14	14	37	31	26	27	174	1/2 CD-S	1/2 CD-SS	210	210
3/8-18	1/2-14	14	38	32	26	22	96	1/2 X 3/8 CD-S	1/2 X 3/8 CD-SS	310	310
3/4-14	1/2-14	14	40	35	29	33	319	1/2 X 3/4 CD-S	1/2 X 3/4 CD-SS	210	210
3/4-14	3/4-14	18	40	35	28	33	285	3/4 CD-S	3/4 CD-SS	210	210
1/2-14	3/4-14	18	40	31	28	27	164	3/4 X 1/2 CD-S	3/4 X 1/2 CD-SS	210	210
1-11.5	1-11.5	24	50	41	36	41	515	1 CD-S	1 CD-SS	125	120
1 1/4-11.5	1 1/4-11.5	32	61	43	46	48	978	1 1/4 CD-S	1 1/4 CD-SS	100	100
1 1/2-11.5	1 1/2-11.5	38	67	53	52	64	1679	1 1/2 CD-S	1 1/2 CD-SS	100	100

Order codes shown are part of our current manufacturing programme.

Imperial and metric parts may vary in hexagon dimensions.

$$\frac{\text{PN (bar)}}{10} = \text{PN (MPa)}$$

Pressure ratings – PN shown, apply to Steel and Stainless Steel versions of the product.





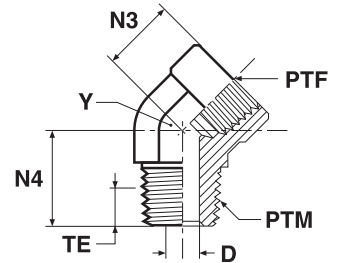
## Adapters

### CD45M Male female thread 45° elbow

Male NPTF\* thread (SAE J476) / Female NPTF\* thread (SAE J476)

SAE 140339

\*Stainless Steel = NPT to prevent galling



Thread NPT/NPTF PTM	Thread NPT/NPTF PTF	D mm	N3 mm	N4 mm	TE mm	Y mm	Weight (steel) g/1 piece	Adapter Steel	Adapter Stainless Steel	PN (bar)	
										S	SS
1/8-27	1/8-27	5	12	18	6	14	24	1/8CD45MS	1/8 CD45-SS	350	350
1/4-18	1/4-18	7	16	27	9	19	57	1/4 CD45-S	1/4 CD45-SS	350	350
3/8-18	3/8-18	10	18	27	9	22	79	3/8 CD45-S	3/8 CD45-SS	310	310
1/2-14	1/2-14	14	23	34	12	27	141	1/2 CD45-S	1/2 CD45-SS	210	210
3/4-14	3/4-14	18	25	35	12	33	196	3/4 CD45-S	3/4 CD45-SS	210	210
1-11.5	1-11.5	24	29	44	15	41	380	1 CD45-S	1 CD45-SS	125	120
1 1/4-11.5	1 1/4-11.5	32	41	46	15	48	719	1 1/4 CD45-S	1 1/4 CD45-SS	100	100

Order codes shown are part of our current manufacturing programme.

Imperial and metric parts may vary in hexagon dimensions.

$$\frac{\text{PN (bar)}}{10} = \text{PN (MPa)}$$

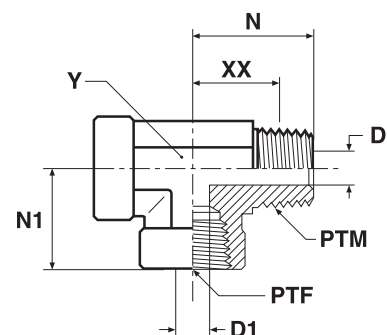
Pressure ratings – PN shown, apply to Steel and Stainless Steel versions of the product.

## MRO Male female thread tee

Male NPTF\* thread (SAE J476) / Female NPTF\* thread (SAE J476)

SAE 140424

\*Stainless Steel = NPT to prevent galling



Thread NPT/NPTF PTM	Thread NPT/NPTF PTF	D mm	D1 mm	N mm	N1 mm	XX mm	Y mm	Weight (steel) g/1 piece	Adapter Steel	Adapter Stainless Steel	PN (bar)	
											S	SS
1/8-27	1/8-27	5	8	20	17	14	14	59	1/8 MRO-S	1/8 MRO-SS	350	350
1/4-18	1/4-18	7	11	28	22	19	19	115	1/4 MRO-S	1/4 MRO-SS	350	350
3/8-18	3/8-18	10	14	31	26	22	22	122	3/8 MRO-S	3/8 MRO-SS	310	310
1/2-14	1/2-14	14	18	37	31	26	27	285	1/2 MRO-S	1/2 MRO-SS	210	210
3/4-14	3/4-14	18	23	40	35	28	33	497	3/4 MRO-S	3/4 MRO-SS	210	210
1-11.5	1-11.5	24	29	50	41	36	41	987	1 MRO-S	1 MRO-SS	125	120

Order codes shown are part of our current manufacturing programme.

Imperial and metric parts may vary in hexagon dimensions.

$$\frac{\text{PN (bar)}}{10} = \text{PN (MPa)}$$

Pressure ratings – PN shown, apply to Steel and Stainless Steel versions of the product.

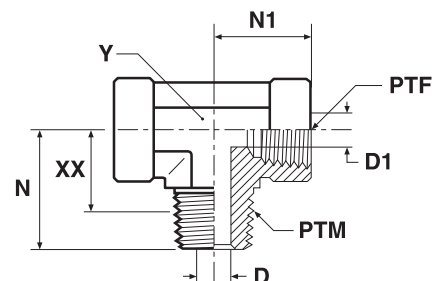
## Adapters

### MMS Male female thread tee

Male NPTF\* thread (SAE J476) / Female NPTF\* thread (SAE J476)

SAE 140425

\*Stainless Steel = NPT to prevent galling



Thread NPT/NPTF PTM	Thread NPT/NPTF PTF	D mm	D1 mm	N mm	N1 mm	XX mm	Y mm	Weight (steel) g/1 piece	Adapter Steel	Adapter Stainless Steel	PN (bar)	
											S	SS
1/8-27	1/8-27	5	8	20	17	14	14	45	1/8 MMS-S	1/8 MMS-SS	350	350
1/4-18	1/4-18	7	11	28	22	19	19	118	1/4 MMS-S	1/4 MMS-SS	350	350
3/8-18	3/8-18	10	14	31	26	22	22	126	3/8 MMS-S	3/8 MMS-SS	310	310
1/2-14	1/2-14	14	18	37	31	26	27	272	1/2 MMS-S	1/2 MMS-SS	210	210
3/4-14	3/4-14	18	23	40	35	28	33	408	3/4 MMS-S	3/4 MMS-SS	210	210
1-11.5	1-11.5	24	29	50	41	36	41	606	1 MMS-S	1 MMS-SS	125	120

Order codes shown are part of our current manufacturing programme.

Imperial and metric parts may vary in hexagon dimensions.

$$\frac{\text{PN (bar)}}{10} = \text{PN (MPa)}$$

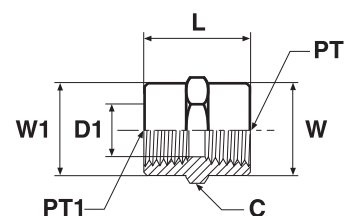
Pressure ratings – PN shown, apply to Steel and Stainless Steel versions of the product.

## GG Female thread coupling

Female NPTF\* thread (SAE J476) / Female NPTF\* thread (SAE J476)

SAE 140138

\*Stainless Steel = NPT to prevent galling



Thread NPT/NPTF PT	Thread NPT/NPTF PT1	C mm	D1 mm	L mm	W mm	W1 mm	Weight (steel) g/1 piece	Adapter Steel	Adapter Stainless Steel	PN (bar)	
										S	SS
1/8-27	1/8-27	16	8	19	16	16	19	1/8 GG-S	1/8 GG-SS	420	420
1/4-18	1/8-27	19	8	24	19	16	35	1/4 X 1/8 GG-S	1/4 X 1/8 GG-SS	420	420
1/4-18	1/4-18	19	11	29	19	19	45	1/4 GG-S	1/4 GG-SS	420	420
3/8-18	1/8-27	22	8	26	22	16	56	3/8 X 1/8 GG-S	3/8 X 1/8 GG-SS	420	420
3/8-18	1/4-18	22	11	29	22	19	56	3/8 X 1/4 GG-S	3/8 X 1/4 GG-SS	420	420
3/8-18	3/8-18	22	14	29	22	22	62	3/8 GG-S	3/8 GG-SS	420	420
1/2-14	1/4-18	29	11	35	29	19	117	1/2 X 1/4 GG-S	1/2 X 1/4 GG-SS	350	350
1/2-14	3/8-18	29	14	38	29	22	100	1/2 X 3/8 GG-S	1/2 X 3/8 GG-SS	350	350
1/2-14	1/2-14	30	18	38	30	30	112	1/2 GG-S	1/2 GG-SS	350	350
3/4-14	1/4-18	35	11	39	35	19	150	3/4 X 1/4 GG-S	3/4 X 1/4 GG-SS	280	280
3/4-14	1/2-14	35	18	48	35	29	134	3/4 X 1/2 GG-S	3/4 X 1/2 GG-SS	280	280
3/4-14	3/4-14	36	23	39	36	36	156	3/4 GG-S	3/4 GG-SS	280	280
1-11.5	1-11.5	41	29	48	41	41	289	1 GG-S	1 GG-SS	210	210
1-11.5	1/2-14	42	18	45	41	29	235	1 X 1/2 GG-S	1 X 1/2 GG-SS	210	210
1-11.5	3/4-14	42	23	45	41	35	239	1 X 3/4 GG-S	1 X 3/4 GG-SS	210	210
1 1/4-11.5	1 1/4-11.5	51	37	49	51	51	340	1 1/4 GG-S	1 1/4 GG-SS	170	170
1 1/4-11.5	1-11.5	50	29	49	51	41	182	1 1/4 X 1 GG-S	1 1/4 X 1 GG-SS	170	170
1 1/2-11.5	1 1/2-11.5	60	43	49	61	61	706	1 1/2 GG-S	1 1/2 GG-SS	140	140
1 1/2-11.5	1 1/4-11.5	60	38	49	60	60	531	1 1/2 X 1 1/4 GG-S	1 1/2 X 1 1/4 GG-SS	140	140
2-11.5	2-11.5	73	56	50	73	73	814	2 GG-S	2 GG-SS	140	140

Order codes shown are part of our current manufacturing programme.

Imperial and metric parts may vary in hexagon dimensions.

$\frac{\text{PN (bar)}}{10} = \text{PN (MPa)}$

Pressure ratings – PN shown, apply to Steel and Stainless Steel versions of the product.

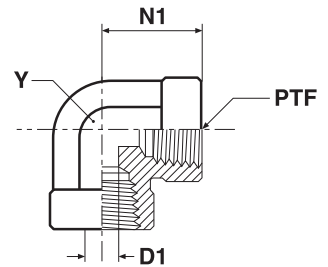
N

## Adapters

### DDM Female thread elbow

Female NPTF\* thread (SAE J476)  
SAE 140238

\*Stainless Steel = NPT to prevent galling

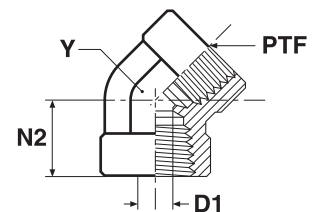


Thread NPT/NPTF PTF	D1 mm	N1 mm	Y mm	Weight (steel) g/1 piece	Adapter Steel	Adapter Stainless Steel	PN (bar)	
							S	SS
1/8-27	9	17	14	28	1/8 DD-S	1/8 DD-SS	350	350
1/4-18	11	22	19	28	1/4 DD-S	1/4 DD-SS	350	350
3/8-18	15	26	22	96	3/8 DDMS	3/8 DD-SS	310	310
1/2-14	18	31	27	159	1/2 DDMS	1/2 DD-SS	210	210
3/4-14	23	35	41	263	3/4 DD-S	3/4 DD-SS	210	210
1-11.5	29	41	48	488	1 DD-S	1 DD-SS	125	120
1 1/4-11.5	37	43	48	978	1 1/4 DD-S	1 1/4 DD-SS	100	100
1 1/2-11.5	43	53	64	1889	1 1/2 DD-S	1 1/2 DD-SS	100	100

### DD45 Female thread 45° elbow

Female NPTF\* thread (SAE J476)  
SAE 140338

\*Stainless Steel = NPT to prevent galling



Thread NPT/NPTF PTF	D1 mm	N2 mm	Y mm	Weight (steel) g/1 piece	Adapter Steel	Adapter Stainless Steel	PN (bar)	
							S	SS
1/4-18	11	18	19	69	1/4 DD45-S	1/4 DD45-SS	350	350
3/8-18	14	19	22	97	3/8 DD45-S	3/8 DD45-SS	310	310
1/2-14	18	24	27	172	1/2 DD45-S	1/2 DD45-SS	210	210
3/4-14	23	25	33	248	3/4 DD45-S	3/4 DD45-SS	210	210
1-11.5	29	30	41	479	1 DD45-S	1 DD45-SS	125	120

Order codes shown are part of our current manufacturing programme.

Imperial and metric parts may vary in hexagon dimensions.

$$\frac{\text{PN (bar)}}{10} = \text{PN (MPa)}$$

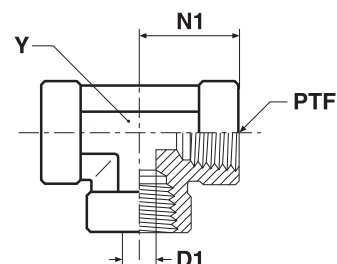
Pressure ratings – PN shown, apply to Steel and Stainless Steel versions of the product.

### MMO Female thread tee

Female NPTF\* threads (SAE J476)

SAE 140438

\*Stainless Steel = NPT to prevent galling



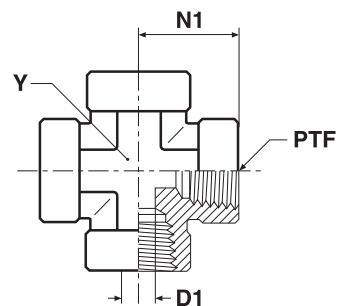
Thread NPT/NPTF PTF	D1 mm	N1 mm	Y mm	Weight (steel) g/1 piece	Adapter Steel	Adapter Stainless Steel	PN (bar)	
							S	SS
1/8-27	8	17	14	36	1/8 MMO-S	1/8 MMO-SS	350	350
1/4-18	11	22	19	94	1/4 MMO-S	1/4 MMO-SS	350	350
3/8-18	14	26	22	121	3/8 MMO-S	3/8 MMO-SS	210	210
1/2-14	17	31	27	202	1/2 MMO-S	1/2 MMO-SS	210	210
3/4-14	23	35	33	312	3/4 MMO-S	3/4 MMO-SS	210	210
1-11.5	29	41	41	606	1 MMO-S	1 MMO-SS	125	120
1 1/4-11.5	37	43	48	576	1 1/4 MMO-S	1 1/4 MMO-SS	100	100
1 1/2-11.5	43	53	64	576	1 1/2 MMO-S	1 1/2 MMO-SS	100	100

### KMMOO Female thread cross

Female NPTF\* threads (SAE J476)

SAE 140538

\*Stainless Steel = NPT to prevent galling



Thread NPT/NPTF PTF	D1 mm	N1 mm	Y mm	Weight (steel) g/1 piece	Adapter Steel	Adapter Stainless Steel	PN (bar)	
							S	SS
1/8-27	8	17	14	45	1/8 KMMOO-S	1/8 KMMOO-SS	350	350
1/4-18	11	22	19	113	1/4 KMMOO-S	1/4 KMMOO-SS	350	350
3/8-18	14	26	22	147	3/8 KMMOO-S	3/8 KMMOO-SS	210	210
1/2-14	18	31	27	257	1/2 KMMOO-S	1/2 KMMOO-SS	210	210
3/4-14	23	35	33	382	3/4 KMMOO-S	3/4 KMMOO-SS	210	210
1-11.5	29	41	41	690	1 KMMOO-S	1 KMMOO-SS	125	120

Order codes shown are part of our current manufacturing programme.

Imperial and metric parts may vary in hexagon dimensions.

$$\frac{PN \text{ (bar)}}{10} = PN \text{ (MPa)}$$

Pressure ratings – PN shown, apply to Steel and Stainless Steel versions of the product.

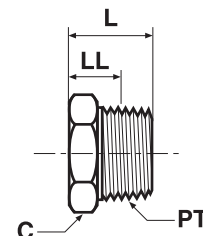
## Adapters

### HPM Hexagon head plug

Male NPTF\* Thread (SAE J476)

SAE 130109E

\*Stainless Steel = NPT to prevent galling



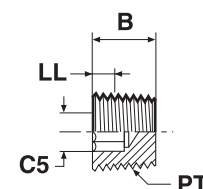
Thread NPT/NPTF PT	C mm	L mm	LL mm	Weight (steel) g/1 piece	Adapter Steel	Adapter Stainless Steel	PN (bar)	
							S	SS
1/8-27	11	14	8	19	1/8 HP-S	1/8HPMSS	420	420
1/4-18	14	19	10	22	1/4 HP-S	1/4HPMSS	420	420
3/8-18	18	20	11	28	3/8 HP-S	3/8HPMSS	420	420
1/2-14	22	25	13	72	1/2 HP-S	1/2HPMSS	420	420
3/4-14	27	27	15	119	3/4 HP-S	3/4HPMSS	380	380
1-11.5	35	32	17	218	1 HP-S	1HPMSS	380	380
1 1/4-11.5	46	36	21	217	1 1/4 HP-S	11/4HPMSS	350	345
1 1/2-11.5	50	38	22	300	1 1/2 HP-S	11/2HPMSS	210	210

### HHP Hexagon socket plug

Male NPTF\* thread (SAE J476)

SAE 130109N

\*Stainless Steel = NPT to prevent galling



Thread NPT/NPTF PT	B mm	C5 inch	LL mm	Weight (steel) g/1 piece	Adapter Steel	Adapter Stainless Steel	PN (bar)	
							S	SS
1/16-27	8	5/32	2	2	1/16 HHP-S	1/16 HHP-SS	420	420
1/8-27	8	3/16	2	3	1/8 HHP-S	1/8 HHP-SS	420	420
1/4-18	12	1/4	3	7	1/4 HHP-S	1/4 HHP-SS	420	420
3/8-18	12	5/16	3	13	3/8 HHP-S	3/8 HHP-SS	420	420
1/2-14	16	3/8	4	16	1/2 HHP-S	1/2 HHP-SS	420	420
3/4-14	16	9/16	4	66	3/4 HHP-S	3/4 HHP-SS	380	380
1-11.5	20	1 3/8	5	73	1 HHP-S	1 HHP-SS	380	380

Order codes shown are part of our current manufacturing programme.

Imperial and metric parts may vary in hexagon dimensions.

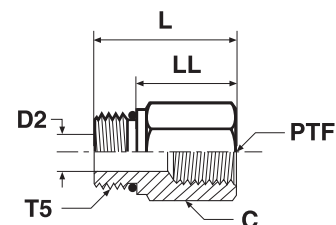
$$\frac{\text{PN (bar)}}{10} = \text{PN (MPa)}$$

Pressure ratings – PN shown, apply to Steel and Stainless Steel versions of the product.

## F5OG Male female thread adapter

Male UN/UNF thread – O-ring (ISO 11926) / Female NPTF\* thread (SAE 476)

\*Stainless Steel = NPT to prevent galling



Thread UN/UNF-2A T5	Thread NPT/NPTF PTF	C mm	D2 mm	L mm	LL mm	Weight (steel) g/1 piece	Adapter Steel	Adapter Stainless Steel	PN (bar)	
									S	SS
9/16-18	1/4-18	19	8	30	20	36	6-1/4 F5OG-S	6-1/4 F5OG-SS	420	420
3/4-16	1/4-18	22	10	29	18	53	8-1/4 F5OG-S	8-1/4 F5OG-SS	420	420
3/4-16	3/8-18	22	10	33	21	67	8-3/8 F5OG-S	8-3/8 F5OG-SS	420	420
3/4-16	1/2-14	29	10	38	27	98	8-1/2 F5OG-S	8-1/2 F5OG-SS	350	350
7/8-14	1/4-18	25	13	21	8	78	10-1/4 F5OG-S	10-1/4 F5OG-SS	380	380
7/8-14	3/8-18	25	13	33	21	77	10-3/8 F5OG-S	10-3/8 F5OG-SS	380	380
7/8-14	1/2-14	29	13	39	26	98	10-1/2 F5OG-S	10-1/2 F5OG-SS	350	350
7/8-14	3/4-14	35	13	41	29	153	10-3/4 F5OG-S	10-3/4 F5OG-SS	280	280
1 1/16-12	1/2-14	32	17	36	21	114	12-1/2 F5OG-S	12-1/2 F5OG-SS	350	350
1 1/16-12	3/4-14	35	17	44	29	150	12-3/4 F5OG-S	12-3/4 F5OG-SS	280	280
1 3/16-12	1/2-14	35	18	27	12	159	14-1/2 F5OG-S	14-1/2 F5OG-SS	280	280
1 3/16-12	3/4-14	35	18	43	28	167	14-3/4 F5OG-S	14-3/4 F5OG-SS	280	280
1 5/16-12	1/2-14	38	21	25	10	137	16-1/2 F5OG-S	16-1/2 F5OG-SS	280	280
1 5/16-12	3/4-14	38	21	38	23	189	16-3/4 F5OG-S	16-3/4 F5OG-SS	280	280
1 5/16-12	1-11.5	41	22	48	33	216	16-1 F5OG-S	16-1 F5OG-SS	210	210
1 5/8-12	1-11.5	48	27	25	10	151	20-1 F5OG-S	20-1 F5OG-SS	210	210
1 5/8-12	1 1/4-11.5	51	27	50	35	191	20-1 1/4 F5OG-S	20-1 1/4 F5OG-SS	170	170
1 7/8-12	1-11.5	54	34	25	10	612	24-1 F5OG-S	24-1 F5OG-SS	170	170
1 7/8-12	1 1/2-11.5	57	34	51	36	653	24-1 1/2 F5OG-S	24-1 1/2 F5OG-SS	140	140

Parker Adapter are delivered with NBR elastomeric seals as standard. For more details on other seal materials see page N60.

Order codes shown are part of our current manufacturing programme.

Imperial and metric parts may vary in hexagon dimensions.

$$\frac{\text{PN (bar)}}{10} = \text{PN (MPa)}$$

Pressure ratings – PN shown, apply to Steel and Stainless Steel versions of the product.

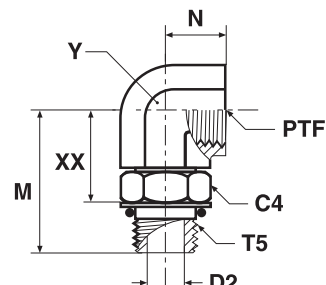
**N**



## Adapters

### AOEG Elbow

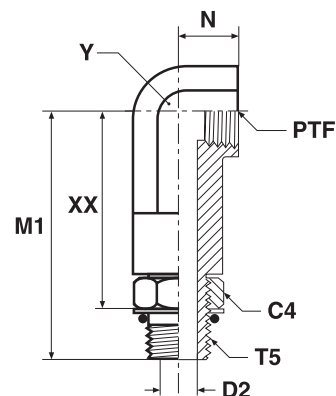
Male UN/UNF thread O-ring (ISO 11926) / Female NPTF thread (SAE 476)



Thread UN/UNF-2A T5	Thread NPTF/NPTF PTF	C4 mm	D2 mm	M mm	N mm	XX mm	Y mm	Weight (steel) g/1 piece	Adapter Steel	PN (bar)
3/4-16	3/8-18	22	10	37	16	25	22	100	8-3/8 AOEG-S	310
7/8-14	1/2-14	25	12	46	19	32	27	172	10-1/2 AOEG-S	210
1 1/16-12	3/4-14	32	16	51	21	34	33	274	12-3/4 AOEG-S	210
1 5/16-12	1-11.5	38	21	57	25	41	41	471	16-1 AOEG-S	125

### AOE4G Extra long elbow

Male UN/UNF thread O-ring (ISO 11926) / Female NPTF thread (SAE 476)



Thread UN/UNF-2A T5	Thread NPTF/NPTF PTF	C4 mm	D2 mm	M1 mm	N mm	XX mm	Y mm	Weight (steel) g/1 piece	Adapter Steel	PN (bar)
3/4-16	3/8-18	22	10	75	16	62	22	176	8-3/8 AOE4G-S	310
7/8-14	1/2-14	25	12	90	19	76	27	246	10-1/2 AOE4G-S	210
1 1/16-12	3/4-14	32	16	103	21	87	33	356	12-3/4 AOE4G-S	210
1 5/16-12	1-11.5	38	21	118	25	101	41	956	16-1 AOE4G-S	125

Parker Adapter are delivered with NBR elastomeric seals as standard. For more details on other seal materials see page N60.

Order codes shown are part of our current manufacturing programme.

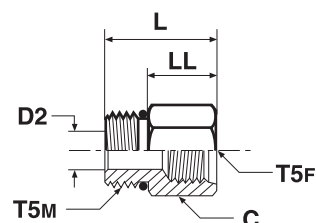
Imperial and metric parts may vary in hexagon dimensions.

$$\frac{\text{PN (bar)}}{10} = \text{PN (MPa)}$$

Pressure ratings – PN shown, apply to the Steel version of the product.

## F5OG5 Thread reducer / Expander

Male UN/UNF threads – O-ring (ISO 11926)  
SAE 090136



Thread UN/UNF-2A T5M	Thread UN/UNF-2B T5F	C mm	D2 mm	L mm	LL mm	Weight (steel) g/1 piece	Adapter Steel	Adapter Stainless Steel	PN (bar)	
									S	SS
7/16-20	7/16-20	18	4	27	18	42	4-4 F5OG5-S	4-4 F5OG5-SS	500	315
7/16-20	9/16-18	21	4	30	20	49	4-6 F5OG5-S	4-6 F5OG5-SS	420	315
9/16-18	7/16-20	18	8	26	16	30	6-4 F5OG5-S	6-4 F5OG5-SS	500	315
9/16-18	3/4-16	27	8	35	26	64	6-8 F5OG5-S	6-8 F5OG5-SS	420	280
3/4-16	9/16-18	22	10	29	18	93	8-6 F5OG5-S	8-6 F5OG5-SS	420	315
3/4-16	7/8-14	29	10	40	29	73	8-10 F5OG5-S	8-10 F5OG5-SS	310	210
7/8-14	9/16-18	25	12	32	19	73	10-6 F5OG5-S	10-6 F5OG5-SS	420	350
7/8-14	3/4-16	25	12	33	21	75	10-8 F5OG5-S	10-8 F5OG5-SS	310	280
7/8-14	1 1/16-12	35	12	43	30	209	10-12 F5OG5-S	10-12 F5OG5-SS	310	245
1 1/16-12	3/4-16	32	16	37	22	114	12-8 F5OG5-S	12-8 F5OG5-SS	420	315
1 1/16-12	7/8-14	32	16	39	24	150	12-10 F5OG5-S	12-10 F5OG5-SS	350	210
1 1/16-12	1 5/16-12	41	16	48	33	170	12-16 F5OG5-S	12-16 F5OG5-SS	240	140
1 5/16-12	3/4-16	38	19	25	10	159	16-8 F5OG5-S	16-8 F5OG5-SS	310	310
1 5/16-12	7/8-14	38	20	25	10	240	16-10 F5OG5-S	16-10 F5OG5-SS	310	245
1 5/16-12	1 1/16-12	38	22	45	29	259	16-12 F5OG5-S	16-12 F5OG5-SS	310	245
1 5/16-12	1 5/8-12	54	22	50	35	280	16-20 F5OG5-S	16-20 F5OG5-SS	210	175
1 5/8-12	1 1/16-12	48	27	25	10	249	20-12 F5OG5-S	20-12 F5OG5-SS	280	210
1 5/8-12	1 5/16-12	48	27	44	29	249	20-16 F5OG5-S	20-16 F5OG5-SS	280	140
1 7/8-12	1 1/16-12	54	32	25	10	263	24-12 F5OG5-S	24-12 F5OG5-SS	210	140
1 7/8-12	1 5/16-12	54	32	25	10	268	24-16 F5OG5-S	24-16 F5OG5-SS	210	140
1 7/8-12	1 5/8-12	54	33	45	29	272	24-20 F5OG5-S	24-20 F5OG5-SS	210	140

Parker Adapter are delivered with NBR elastomeric seals as standard. For more details on other seal materials see page N60.

Order codes shown are part of our current manufacturing programme.

Imperial and metric parts may vary in hexagon dimensions.

$$\frac{\text{PN (bar)}}{10} = \text{PN (MPa)}$$

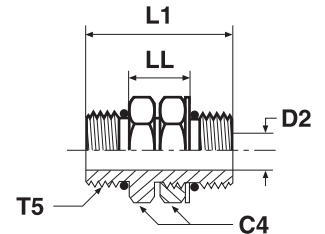
Pressure ratings – PN shown, apply to the Steel and Stainless Steel versions of the product.

N

## Adapters

### F5OHAO Straight thread union

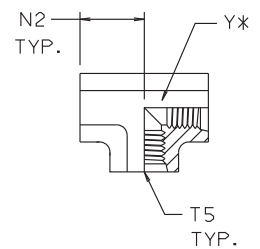
Male UN/UNF threads – O-ring (ISO 11926)



Thread UN/UNF-2A T5	C4 mm	D2 mm	L1 mm	LL mm	Weight (steel) g/1 piece	Adapter Steel	Adapter Stainless Steel	PN (bar)	
								S	SS
7/16-20	14	5	31	12	25	4 F5OHAO-S	4 F5OHAO-SS	350	350
9/16-18	18	8	36	15	52	6 F5OHAO-S	6 F5OHAO-SS	350	350
3/4-16	22	11	40	16	76	8 F5OHAO-S	8 F5OHAO-SS	350	350
7/8-14	25	12	46	19	118	10 F5OHAO-S	10 F5OHAO-SS	310	310
1 1/16-12	32	17	54	23	213	12 F5OHAO-S	12 F5OHAO-SS	280	280
1 5/16-12	41	22	54	23	235	16 F5OHAO-S	16 F5OHAO-SS	210	210
1 5/8-12	48	28	54	23	367	20 F5OHAO-S	20 F5OHAO-SS	170	170
1 7/8-12	54	34	54	23	538	24 F5OHAO-S	24 F5OHAO-SS	140	140

### G5G5JG5 Female straight thread tee

Female UN/UNF threads – all 3 ends



Thread UN/UNF-2B T5	N2 mm	Y mm	Weight (steel) g/1 piece	Adapter Steel	PN (bar)
7/16-20	19	19	68	4 G5G5JG5-S	350
9/16-18	22	19	47	6 G5G5JG5-S	350
3/4-16	26	27	228	8 G5G5JG5-S	350
7/8-14	30	27	228	10 G5G5JG5-S	310

Parker Adapter are delivered with NBR elastomeric seals as standard. For more details on other seal materials see page N60.

Order codes shown are part of our current manufacturing programme.

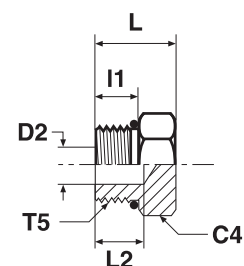
Imperial and metric parts may vary in hexagon dimensions.

$$\frac{\text{PN (bar)}}{10} = \text{PN (MPa)}$$

Pressure ratings – PN shown, apply to the Steel and Stainless Steel versions of the product.

## P5ONM Hexagon head plug

Male UN/UNF thread – O-ring (ISO 11926)  
SAE 090109A



Thread UN/UNF-2A T5	C4 mm	D2 mm	I1 mm	L mm	L2 mm	Weight (steel) g/1 piece	Adapter Steel	Adapter Stainless Steel	PN (bar)	
									S	SS
5/16-24	11	2	8	16	10	7	<b>2 P5ON-S</b>	<b>2P5ONMSS</b>	420	420
3/8-24	13	3	8	16	9	9	<b>3 P5ON-S</b>	<b>3P5ONMSS</b>	420	420
7/16-20	14	5	9	17	10	13	<b>4 P5ON-S</b>	<b>4P5ONMSS</b>	420	420
1/2-20	16	6	9	17	10	19	<b>5 P5ON-S</b>	<b>5P5ONMSS</b>	420	420
9/16-18	18	8	10	19	11	22	<b>6 P5ON-S</b>	<b>6P5ONMSS</b>	420	420
3/4-16	22	11	11	20	11	44	<b>8 P5ON-S</b>	<b>8P5ONMSS</b>	420	420
7/8-14	25	13	13	24	12	53	<b>10 P5ON-S</b>	<b>10P5ONMSS</b>	420	420
1 1/16-12	32	17	15	28	15	117	<b>12 P5ON-S</b>	<b>12P5ONMSS</b>	420	420
1 3/16-12	35	18	15	28	14	124	<b>14 P5ON-S</b>	<b>14P5ONMSS</b>	380	380
1 5/16-12	38	22	15	29	13	141	<b>16 P5ON-S</b>	<b>16P5ONMSS</b>	380	380
1 5/8-12	48	28	15	31	10	284	<b>20 P5ON-S</b>	<b>20P5ONMSS</b>	280	280
1 7/8-12	54	34	15	32	9	447	<b>24 P5ON-S</b>	<b>24P5ONMSS</b>	210	210
2 1/2-12	70	46	15	37	3	807	<b>32 P5ON-S</b>	<b>32P5ONMSS</b>	140	140

Parker Adapter are delivered with NBR elastomeric seals as standard. For more details on other seal materials see page N60.

Order codes shown are part of our current manufacturing programme.

Imperial and metric parts may vary in hexagon dimensions.

$$\frac{\text{PN (bar)}}{10} = \text{PN (MPa)}$$

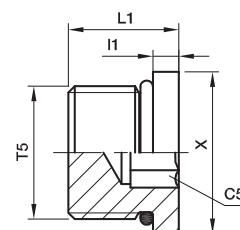
Pressure ratings – PN shown, apply to the Steel and Stainless Steel versions of the product.

**N**

## Adapters

### HP50N Hexagon socket plug

Male UN/UNF thread – O-ring (ISO 11926)  
SAE 090109B



Thread UN/UNF-2A T5	C5 mm	I1 mm	L1 mm	X mm	Weight (steel) g/1 piece	Adapter Steel	Adapter Stainless Steel	PN (bar)	
								S	SS
3/8-24	1/8	3	10	13	5	<b>3 HP50N-S</b>	<b>3 HP50N-SS</b>	420	420
7/16-20	3/16	3	12	14	7	<b>4 HP50N-S</b>	<b>4 HP50N-SS</b>	420	420
1/2-20	3/16	3	12	16	10	<b>5 HP50N-S</b>	<b>5 HP50N-SS</b>	420	420
9/16-18	1/4	3	13	18	12	<b>6 HP50N-S</b>	<b>6 HP50N-SS</b>	420	420
3/4-16	5/16	4	15	22	26	<b>8 HP50N-S</b>	<b>8 HP50N-SS</b>	420	420
7/8-14	3/8	4	16	25	39	<b>10 HP50N-S</b>	<b>10 HP50N-SS</b>	420	420
1 1/16-12	9/16	5	19	32	64	<b>12 HP50N-S</b>	<b>12 HP50N-SS</b>	420	420
1 3/16-12	9/16	5	19	35	85	<b>14 HP50N-S</b>	<b>14 HP50N-SS</b>	380	380
1 5/16-12	5/8	5	19	38	103	<b>16 HP50N-S</b>	<b>16 HP50N-SS</b>	380	380
1 5/8-12	3/4	5	19	48	165	<b>20 HP50N-S</b>	<b>20 HP50N-SS</b>	280	280
1 7/8-12	3/4	5	20	54	238	<b>24 HP50N-S</b>	<b>24 HP50N-SS</b>	210	210

Parker Adapter are delivered with NBR elastomeric seals as standard. For more details on other seal materials see page N60.

Order codes shown are part of our current manufacturing programme.

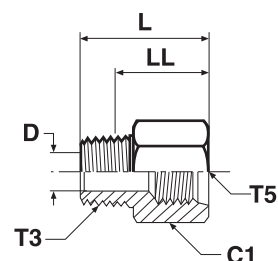
Imperial and metric parts may vary in hexagon dimensions.

$$\frac{\text{PN (bar)}}{10} = \text{PN (MPa)}$$

Pressure ratings – PN shown, apply to the Steel and Stainless Steel versions of the product.

## F3HMG5 Male female thread adapter

Male BSPT thread (ISO 7) / Female UN/UNF thread – O-ring (ISO 11926-1)



Thread BSPT T3	Thread UN/UNF-2B T5	C1 mm	D mm	L mm	LL mm	Weight (steel) g/1 piece	Adapter Steel	Adapter Stainless Steel	PN (bar)	
									S	SS
1/8-28	7/16-20	18	5	28	22	27	<b>1/8-4F3HG5S</b>	<b>1/8-4F3HMG5SS</b>	350	350
1/8-28	1/2-20	19	5	28	22	32	<b>1/8-5F3HG5S</b>	<b>1/8-5F3HMG5SS</b>	350	350
1/4-19	9/16-18	21	7	35	26	45	<b>1/4-6F3HG5S</b>	<b>1/4-6F3HMG5SS</b>	350	350
3-8/19	3/4-16	25	10	37	28	73	<b>3/8-8F3HG5S</b>	<b>3/8-8F3HMG5SS</b>	315	315
1/2-14	7/8-14	29	14	45	34	111	<b>1/2-10F3HG5S</b>	<b>1/2-10F3HMG5SS</b>	210	210
3/4-14	1 1/16-12	35	18	49	36	177	<b>3/4-12F3HG5S</b>	<b>3/4-12F3HMG5SS</b>	210	210
1-11	1 5/16-12	41	24	54	39	272	<b>1-16F3HG5S</b>	<b>1-16F3HMG5SS</b>	120	120

Order codes shown are part of our current manufacturing programme.

Imperial and metric parts may vary in hexagon dimensions.

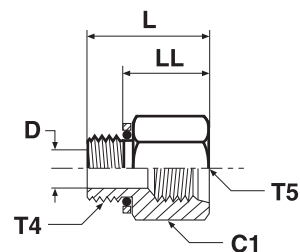
$$\frac{\text{PN (bar)}}{10} = \text{PN (MPa)}$$

Pressure ratings – PN shown, apply to Steel and Stainless Steel versions of the product.

## Adapters

### F4OHMG5 Male female thread adapter

Male BSPP thread O-ring + retaining ring (ISO 1179) /  
Female UN/UNF thread – O-ring (ISO 11926-1)



Thread BSPP T4	Thread UN/UNF-2B T5	C1 mm	D mm	L mm	LL mm	Weight (steel) g/1 piece	Adapter Steel	Adapter Stainless Steel	PN (bar)	
									S	SS
1/8-28	7/16-20	18	4	25	19	27	<b>1/8-4F4OHG5S</b>	<b>1/8-4F4OHMG5SS</b>	350	315
1/4-19	9/16-18	21	8	32	23	45	<b>1/4-6F4OHG5S</b>	<b>1/4-6F4OHMG5SS</b>	350	315
3/8-19	9/16-18	22	8	32	23	70	<b>3/8-6F4OHG5S</b>	<b>3/8-6F4OHMG5SS</b>	350	315
3/8-19	3/4-16	25	10	34	25	73	<b>3/8-8F4OHG5S</b>	<b>3/8-8F4OHMG5SS</b>	350	280
1/2-14	7/8-14	29	12	41	29	111	<b>1/2-10F4OHG5S</b>	<b>1/2-10F4OHMG5SS</b>	240	240
3/4-14	1 1/16-12	35	16	44	33	177	<b>3/4-12F4OHG5S</b>	<b>3/4-12F4OHMG5SS</b>	240	240
1-11	1 5/16-12	45	21	49	34	272	<b>1-16F4OHG5S</b>	<b>1-16F4OHMG5SS</b>	240	210
1 1/4-11	1 5/8-12	51	27	48	35	320	<b>1 1/4-20F4OHG5S</b>	<b>1 1/4-20F4OHMG5SS</b>	140	140

Parker Adapter are delivered with NBR elastomeric seals as standard. For more details on other seal materials see page N60.

Order codes shown are part of our current manufacturing programme.

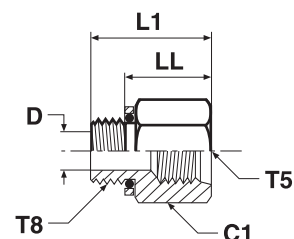
Imperial and metric parts may vary in hexagon dimensions.

$\frac{\text{PN (bar)}}{10} = \text{PN (MPa)}$

Pressure ratings – PN shown, apply to the Steel and Stainless Steel versions of the product.

## F8OHG5 Male female thread adapter

Male metric thread O-ring + retaining ring / Female UN/UNF thread – O-ring (ISO 11926-1)



Thread Metric T8	Thread UN/UNF-2B T5	C1 mm	D mm	L1 mm	LL mm	Weight (steel) g/1 piece	Adapter Steel	Adapter Stainless Steel	PN (bar)	
									S	SS
M 10×1.0	7/16-20	18	4	27	20	27	<b>M10-4F8OHG5S</b>	<b>M10-4F8OHG5SS</b>	350	315
M 14×1.5	9/16-18	21	7	30	23	45	<b>M14-6F8OHG5S</b>	<b>M14-6F8OHG5SS</b>	350	315
M 16×1.5	3/4-16	25	9	33	24	73	<b>M16-8F8OHG5S</b>	<b>M16-8F8OHG5SS</b>	350	280
M 22×1.5	7/8-14	29	13	38	26	111	<b>M22-10F8OHG5S</b>	<b>M22-10F8OHG5SS</b>	240	210
M 27×2.0	1 1/16-12	32	16	48	34	170	<b>M27-12F8OHG5S</b>	<b>M27-12F8OHG5SS</b>	240	210
M 33×2.0	1 5/16-12	41	22	49	35	250	<b>M33-16F8OHG5S</b>	<b>M33-16F8OHG5SS</b>	140	140
M 42×2.0	1 5/8-12	51	28	49	34	320	<b>M42-20F8OHG5S</b>	<b>M42-20F8OHG5SS</b>	140	140

Parker Adapter are delivered with NBR elastomeric seals as standard. For more details on other seal materials see page N60.

Order codes shown are part of our current manufacturing programme.

Imperial and metric parts may vary in hexagon dimensions.

$$\frac{\text{PN (bar)}}{10} = \text{PN (MPa)}$$

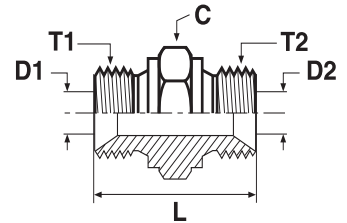
Pressure ratings – PN shown, apply to the Steel and Stainless Steel versions of the product.



## Adapters

### HMK4 Union

BSPP 60° Cone end (ISO 8434-6)



Thread BSPP T1	Thread BSPP T2	C mm	D1 mm	D2 mm	L mm	Weight (steel) g/1 piece	Adapter Steel	Adapter Stainless Steel	PN (bar)	
									S	SS
1/8	1/8	14	4	4	24	15	<b>2HMK4S</b>	<b>2HMK4SS</b>	350	350
1/4	1/8	19	5	4	28	29	<b>4-2HMK4S</b>	<b>4-2HMK4SS</b>	350	350
1/4	1/4	19	5	5	32	35	<b>4HMK4S</b>	<b>4HMK4SS</b>	350	350
3/8	1/4	22	8	5	33	46	<b>6-4HMK4S</b>	<b>6-4HMK4SS</b>	350	350
3/8	3/8	22	8	8	35	51	<b>6HMK4S</b>	<b>6HMK4SS</b>	350	350
1/2	1/4	27	11	5	37	70	<b>8-4HMK4S</b>	<b>8-4HMK4SS</b>	200	200
1/2	3/8	27	11	8	38	76	<b>8-6HMK4S</b>	<b>8-6HMK4SS</b>	200	200
1/2	1/2	27	11	11	41	85	<b>8HMK4S</b>	<b>8HMK4SS</b>	200	200
5/8	1/2	30	14	11	43	106	<b>10-8HMK4S</b>	<b>10-8HMK4SS</b>	200	200
5/8	5/8	30	14	14	45	112	<b>10HMK4S</b>	<b>10HMK4SS</b>	200	200
3/4	1/4	32	17	5	39	92	<b>12-4HMK4S</b>	<b>12-4HMK4SS</b>	200	200
3/4	3/8	32	17	8	41	107	<b>12-6HMK4S</b>	<b>12-6HMK4SS</b>	200	200
3/4	1/2	32	17	11	43	111	<b>12-8HMK4S</b>	<b>12-8HMK4SS</b>	200	200
3/4	5/8	32	17	14	45	106	<b>12-10HMK4S</b>	<b>12-10HMK4SS</b>	200	200
3/4	3/4	32	17	17	45	124	<b>12HMK4S</b>	<b>12HMK4SS</b>	200	200
1	1/2	41	22	11	47	175	<b>16-8HMK4S</b>	<b>16-8HMK4SS</b>	120	120
1	5/8	41	22	14	49	188	<b>16-10HMK4S</b>	<b>16-10HMK4SS</b>	120	120
1	3/4	41	22	17	49	190	<b>16-12HMK4S</b>	<b>16-12HMK4SS</b>	120	120
1	1	41	22	22	52	199	<b>16HMK4S</b>	<b>16HMK4SS</b>	120	120
1 1/4	3/4	50	29	17	57	259	<b>20-12HMK4S</b>	<b>20-12HMK4SS</b>	105	105
1 1/4	1	50	29	22	60	383	<b>20-16HMK4S</b>	<b>20-16HMK4SS</b>	105	105
1 1/4	1 1/4	50	29	29	61	405	<b>20HMK4S</b>	<b>20HMK4SS</b>	105	105
1 1/2	1	55	33	22	64	417	<b>24-16HMK4S</b>	<b>24-16HMK4SS</b>	105	105
1 1/2	1 1/4	55	33	29	65	410	<b>24-20HMK4S</b>	<b>24-20HMK4SS</b>	105	105
1 1/2	1 1/2	55	33	33	67	534	<b>24HMK4S</b>	<b>24HMK4SS</b>	105	105
2	1 1/2	70	46	33	73	660	<b>32-24HMK4S</b>	<b>32-24HMK4SS</b>	70	70
2	2	70	46	46	76	719	<b>32HMK4S</b>	<b>32HMK4SS</b>	70	70

Order codes shown are part of our current manufacturing programme.

Imperial and metric parts may vary in hexagon dimensions.

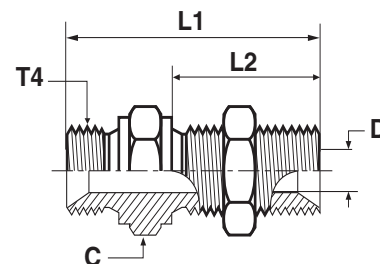
$$\frac{\text{PN (bar)}}{10} = \text{PN (MPa)}$$

Pressure ratings – PN shown, apply to Steel and Stainless Steel versions of the product.

## WMK4WL4NM Bulkhead union

BSPP 60° Cone end (ISO 8434-6)

\*Supplied with locknut



Thread BSPP T4	L1 mm	L2 mm	C mm	D mm	Weight (steel) g/1 piece	Adapter Steel	Adapter Stainless Steel	PN (bar)	
								S	SS
1/4	49	28	19	5	57	<b>4WMK4WL4NMS</b>	<b>4WMK4WL4NMSS</b>	350	350
3/8	55	32	22	8	84	<b>6WMK4WL4NMS</b>	<b>6WMK4WL4NMSS</b>	350	350
1/2	62	35	27	11	122	<b>8WMK4WL4NMS</b>	<b>8WMK4WL4NMSS</b>	200	200
5/8	64	35	30	14	146	<b>10WMK4WL4NMS</b>	<b>10WMK4WL4NMSS</b>	200	200
3/4	67	38	32	17	209	<b>12WMK4WL4NMS</b>	<b>12WMK4WL4NMSS</b>	200	200
1	74	41	41	22	328	<b>16WMK4WL4NMS</b>	<b>16WMK4WL4NMSS</b>	120	120
1 1/4	85	44	50	29	507	<b>20WMK4WL4NMS</b>	<b>20WMK4WL4NMSS</b>	105	105
1 1/2	93	48	55	33	609	<b>24WMK4WL4NMS</b>	<b>24WMK4WL4NMSS</b>	105	105

Order codes shown are part of our current manufacturing programme.

Imperial and metric parts may vary in hexagon dimensions.

For the version without locknut, please delete "WL4NM" (e.g. 16WMK4)

$$\frac{\text{PN (bar)}}{10} = \text{PN (MPa)}$$

Pressure ratings – PN shown, apply to the Steel and Stainless Steel versions of the product.

N

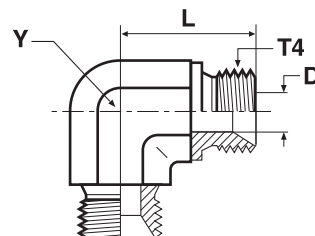
### Maximum bulkhead wallthickness

Thread BSPP	Bulkhead union Max. thickness mm
1/4	9.5
3/8	12.5
1/2	12.4
5/8	10.8
3/4	13.4
1	10.1
1 1/4	12.1
1 1/2	14.1

## Adapters

### EMK4 Union elbow

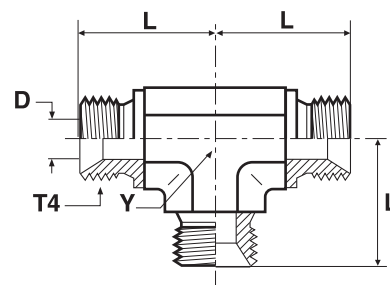
BSPP 60° Cone end (ISO 8434-6)



Thread BSPP T4	D mm	L mm	Y mm	Weight (steel) g/1 piece	Adapter Steel	Adapter Stainless Steel	PN (bar)	
							S	SS
1/8	4	17	11	21	<b>2EMK4S</b>	<b>2EMK4SS</b>	350	350
1/4	5	24	14	45	<b>4EMK4S</b>	<b>4EMK4SS</b>	350	350
3/8	8	27	19	85	<b>6EMK4S</b>	<b>6EMK4SS</b>	350	350
1/2	11	32	22	123	<b>8EMK4S</b>	<b>8EMK4SS</b>	200	200
5/8	14	34	22	109	<b>10EMK4S</b>	<b>10EMK4SS</b>	200	200
3/4	17	36	27	178	<b>12EMK4S</b>	<b>12EMK4SS</b>	200	200
1	22	42	33	288	<b>16EMK4S</b>	<b>16EMK4SS</b>	120	120
1 1/4	29	48	41	512	<b>20EMK4S</b>	<b>20EMK4SS</b>	105	105
1 1/2	33	54	48	824	<b>24EMK4S</b>	<b>24EMK4SS</b>	105	105

### JMK4 Union tee

BSPP 60° Cone end (ISO 8434-6)



Thread BSPP T4	D mm	L mm	Y mm	Weight (steel) g/1 piece	Adapter Steel	Adapter Stainless Steel	PN (bar)	
							S	SS
1/8	4	17	11	33	<b>2JMK4S</b>	<b>2JMK4SS</b>	350	350
1/4	5	24	14	61	<b>4JMK4S</b>	<b>4JMK4SS</b>	350	350
3/8	8	27	19	105	<b>6JMK4S</b>	<b>6JMK4SS</b>	350	350
1/2	11	32	22	157	<b>8JMK4S</b>	<b>8JMK4SS</b>	200	200
5/8	14	34	22	145	<b>10JMK4S</b>	<b>10JMK4SS</b>	200	200
3/4	17	36	27	258	<b>12JMK4S</b>	<b>12JMK4SS</b>	200	200
1	22	42	33	591	<b>16JMK4S</b>	<b>16JMK4SS</b>	120	120
1 1/4	29	48	41	646	<b>20JMK4S</b>	<b>20JMK4SS</b>	105	105
1 1/2	33	54	48	940	<b>24JMK4S</b>	<b>24JMK4SS</b>	105	105

Order codes shown are part of our current manufacturing programme.

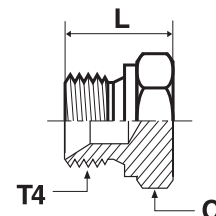
Imperial and metric parts may vary in hexagon dimensions.

$$\frac{\text{PN (bar)}}{10} = \text{PN (MPa)}$$

Pressure ratings – PN shown, apply to Steel and Stainless Steel versions of the product.

**PNMK4 Plug**

BSPP 60° Cone plug (ISO 8434-6)



Thread BSPP T4	C mm	L mm	Weight (steel) g/1 piece	Adapter Steel	Adapter Stainless Steel	PN (bar)	
						S	SS
1/8	14	14	11	<b>2PNMK4S</b>	<b>2PNMK4SS</b>	350	350
1/4	19	19	22	<b>4PNMK4S</b>	<b>4PNMK4SS</b>	350	350
3/8	22	21	38	<b>6PNMK4S</b>	<b>6PNMK4SS</b>	350	350
1/2	27	24	66	<b>8PNMK4S</b>	<b>8PNMK4SS</b>	200	200
5/8	30	27	76	<b>10PNMK4S</b>	<b>10PNMK4SS</b>	200	200
3/4	32	27	106	<b>12PNMK4S</b>	<b>12PNMK4SS</b>	200	200
1	41	30	170	<b>16PNMK4S</b>	<b>16PNMK4SS</b>	120	120
1 1/4	50	39	316	<b>20PNMK4S</b>	<b>20PNMK4SS</b>	105	105
1 1/2	55	43	386	<b>24PNMK4S</b>	<b>24PNMK4SS</b>	105	105
2	70	48	650	<b>32PNMK4S</b>	<b>32PNMK4SS</b>	70	70

Order codes shown are part of our current manufacturing programme.

Imperial and metric parts may vary in hexagon dimensions.

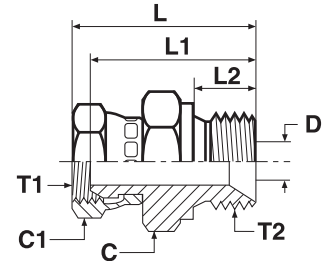
$$\frac{\text{PN (bar)}}{10} = \text{PN (MPa)}$$

Pressure ratings – PN shown, apply to Steel and Stainless Steel versions of the product.

## Adapters

### F6MK4 Swivel male stud

BSPP 60° cone end (ISO 8434-6) / BSPP 60° Female swivel end (ISO 8434-6)



Thread BSPP T1	Thread BSPP T2	C mm	C1 mm	D mm	L mm	L1 mm	L2 mm	Weight (steel) g/1 piece	Adapter Steel	Adapter Stainless Steel	PN (bar)	
											S	SS
1/4	1/4	19	19	5	37	31	11	44	4-4F6MK4S	4-4F6MK4SS	350	350
1/4	3/8	22	19	5	39	33	12	61	4-6F6MK4S	4-6F6MK4SS	350	350
1/4	1/2	27	19	5	42	36	14	75	4-8F6MK4S	4-8F6MK4SS	200	200
3/8	1/4	19	22	5	38	32	11	59	6-4F6MK4S	6-4F6MK4SS	350	350
3/8	3/8	22	22	8	40	34	12	71	6-6F6MK4S	6-6F6MK4SS	350	350
3/8	1/2	27	22	8	44	37	14	92	6-8F6MK4S	6-8F6MK4SS	200	200
1/2	3/8	22	27	8	44	37	12	102	8-6F6MK4S	8-6F6MK4SS	200	200
1/2	1/2	27	27	11	46	39	14	143	8-8F6MK4S	8-8F6MK4SS	200	200
1/2	3/4	32	27	11	50	42	16	157	8-12F6MK4S	8-12F6MK4SS	200	200
3/4	1/2	27	32	11	47	39	14	171	12-8F6MK4S	12-8F6MK4SS	200	200
3/4	3/4	32	32	17	50	41	16	165	12-12F6MK4S	12-12F6MK4SS	200	200
3/4	1	41	32	17	55	45	19	261	12-16F6MK4S	12-16F6MK4SS	120	120
1	1	41	41	22	57	46	19	300	16-16F6MK4S	16-16F6MK4SS	120	120

Order codes shown are part of our current manufacturing programme.

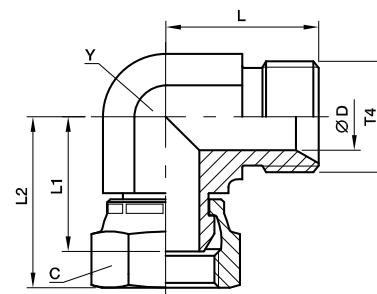
Imperial and metric parts may vary in hexagon dimensions.

$$\frac{\text{PN (bar)}}{10} = \text{PN (MPa)}$$

Pressure ratings – PN shown, apply to Steel and Stainless Steel versions of the product.

## C6MK4 Swivel nut elbow

BSPP 60° cone end (ISO 8434-6) / BSPP 60° Female swivel end (ISO 8434-6)



Thread BSPP T4	C mm	D mm	L mm	L1 mm	L2 mm	Y mm	Weight (steel) g/1 piece	Adapter Steel	Adapter Stainless Steel	PN (bar)	
										S	SS
1/8	14	4	17	18	22	11	26	<b>2C6MK4S</b>	<b>2C6MK4SS</b>	350	350
1/4	19	5	24	25	31	14	62	<b>4C6MK4S</b>	<b>4C6MK4SS</b>	350	350
3/8	22	8	27	26	33	19	104	<b>6C6MK4S</b>	<b>6C6MK4SS</b>	350	350
1/2	27	11	32	32	39	22	159	<b>8C6MK4S</b>	<b>8C6MK4SS</b>	200	200
5/8	30	14	34	30	40	22	158	<b>10C6MK4S</b>	<b>10C6MK4SS</b>	200	200
3/4	32	17	36	33	42	27	226	<b>12C6MK4S</b>	<b>12C6MK4SS</b>	200	200
1	41	22	42	38	49	33	377	<b>16C6MK4S</b>	<b>16C6MK4SS</b>	120	120
1 1/4	50	29	48	48	58	41	650	<b>20C6MK4S</b>	<b>20C6MK4SS</b>	105	105
1 1/2	60	33	54	50	63	48	999	<b>24C6MK4S</b>	<b>24C6MK4SS</b>	105	105

Order codes shown are part of our current manufacturing programme.

Imperial and metric parts may vary in hexagon dimensions.

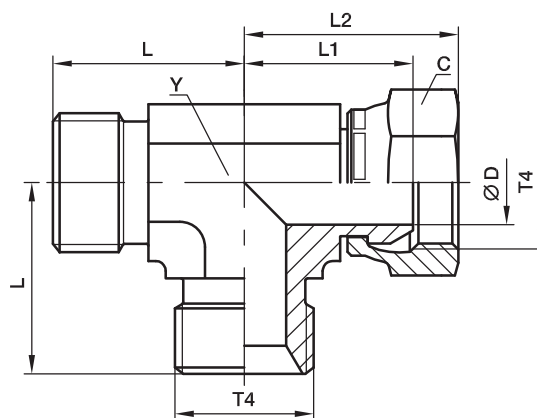
$\frac{\text{PN (bar)}}{10} = \text{PN (MPa)}$

Pressure ratings – PN shown, apply to Steel and Stainless Steel versions of the product.

## Adapters

### R6MK4 Swivel nut run tee

BSPP 60° Cone ends (ISO 8434-6) / BSPP 60° Female swivel end (ISO 8434-6)



Thread BSPP T4	C mm	D mm	L mm	L1 mm	L2 mm	Y mm	Weight (steel) g/1 piece	Adapter Steel	Adapter Stainless Steel	PN (bar)	
										S	SS
1/8	14	4	17	18	22	11	29	<b>2R6MK4S</b>	<b>2R6MK4SS</b>	350	350
1/4	19	5	24	25	31	14	77	<b>4R6MK4S</b>	<b>4R6MK4SS</b>	350	350
3/8	22	8	27	26	32	19	128	<b>6R6MK4S</b>	<b>6R6MK4SS</b>	350	350
1/2	27	11	32	32	39	22	203	<b>8R6MK4S</b>	<b>8R6MK4SS</b>	200	200
5/8	30	14	34	30	40	22	274	<b>10R6MK4S</b>	<b>10R6MK4SS</b>	200	200
3/4	32	17	36	33	42	27	274	<b>12R6MK4S</b>	<b>12R6MK4SS</b>	200	200
1	41	22	42	38	48	33	456	<b>16R6MK4S</b>	<b>16R6MK4SS</b>	120	120
1 1/4	50	29	48	48	58	41	801	<b>20R6MK4S</b>	<b>20R6MK4SS</b>	105	105

Order codes shown are part of our current manufacturing programme.

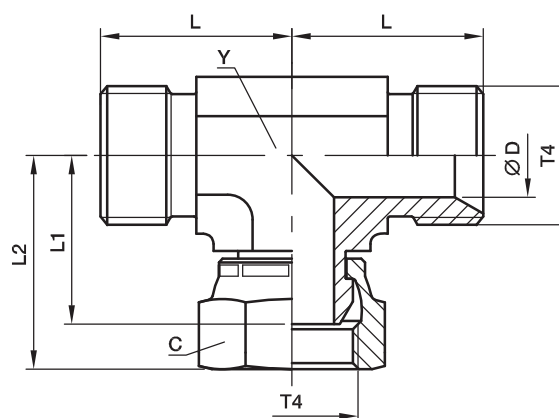
Imperial and metric parts may vary in hexagon dimensions.

$\frac{\text{PN (bar)}}{10} = \text{PN (MPa)}$

Pressure ratings – PN shown, apply to Steel and Stainless Steel versions of the product.

## S6MK4 Swivel nut branch tee

BSPP 60° Cone ends (ISO 8434-6) / BSPP 60° Female swivel end (ISO 8434-6)



Thread BSPP T4	C mm	D mm	L mm	L1 mm	L2 mm	Y mm	Weight (steel) g/1 piece	Adapter Steel	Adapter Stainless Steel	PN (bar)	
										S	SS
1/8	14	4	17	18	22	11	33	<b>2S6MK4S</b>	<b>2S6MK4SS</b>	350	350
1/4	19	5	24	25	31	14	77	<b>4S6MK4S</b>	<b>4S6MK4SS</b>	350	350
3/8	22	8	27	26	32	19	126	<b>6S6MK4S</b>	<b>6S6MK4SS</b>	350	350
1/2	27	11	32	32	39	22	191	<b>8S6MK4S</b>	<b>8S6MK4SS</b>	200	200
5/8	30	14	34	30	40	22	209	<b>10S6MK4S</b>	<b>10S6MK4SS</b>	200	200
3/4	32	17	36	33	42	27	286	<b>12S6MK4S</b>	<b>12S6MK4SS</b>	200	200
1	41	22	42	38	48	33	493	<b>16S6MK4S</b>	<b>16S6MK4SS</b>	120	120
1 1/4	50	29	48	48	58	41	796	<b>20S6MK4S</b>	<b>20S6MK4SS</b>	105	105

Order codes shown are part of our current manufacturing programme.

Imperial and metric parts may vary in hexagon dimensions.

$\frac{\text{PN (bar)}}{10} = \text{PN (MPa)}$

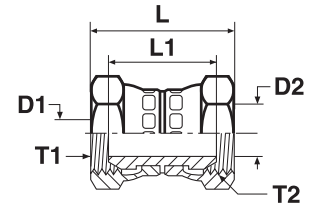
Pressure ratings – PN shown, apply to Steel and Stainless Steel versions of the product.



## Adapters

### H6MK4 Swivel nut union

BSPP 60° Female swivel ends (ISO 8434-6)



Thread BSPP T1	Thread BSPP T2	D1 mm	D2 mm	L mm	L1 mm	Weight (steel) g/1 piece	Adapter Steel	Adapter Stainless Steel	PN (bar)	
									S	SS
1/4	1/4	5	5	38	27	50	<b>4H6MK4S</b>	<b>4H6MK4SS</b>	350	350
3/8	1/4	8	5	40	28	61	<b>6-4H6MK4S</b>	<b>6-4H6MK4SS</b>	350	350
3/8	3/8	8	8	42	29	73	<b>6H6MK4S</b>	<b>6H6MK4SS</b>	350	350
1/2	1/4	11	5	43	30	85	<b>8-4H6MK4S</b>	<b>8-4H6MK4SS</b>	200	200
1/2	3/8	11	8	44	31	96	<b>8-6H6MK4S</b>	<b>8-6H6MK4SS</b>	200	200
1/2	1/2	11	11	47	33	107	<b>8H6MK4S</b>	<b>8H6MK4SS</b>	200	200
5/8	5/8	14	14	48	29	130	<b>10H6MK4S</b>	<b>10H6MK4SS</b>	200	200
3/4	1/2	17	11	49	33	152	<b>12-8H6MK4S</b>	<b>12-8H6MK4SS</b>	200	200
3/4	3/4	17	17	50	32	167	<b>12H6MK4S</b>	<b>12H6MK4SS</b>	200	200
1	1	22	22	58	35	201	<b>16H6MK4S</b>	<b>16H6MK4SS</b>	120	120
1 1/4	1 1/4	29	29	66	45	340	<b>20H6MK4S</b>	<b>20H6MK4SS</b>	105	105
1 1/2	1 1/2	33	33	70	43	583	<b>24H6MK4S</b>	<b>24H6MK4SS</b>	105	105

Order codes shown are part of our current manufacturing programme.

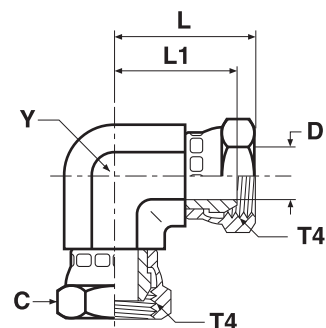
Imperial and metric parts may vary in hexagon dimensions.

$$\frac{\text{PN (bar)}}{10} = \text{PN (MPa)}$$

Pressure ratings – PN shown, apply to Steel and Stainless Steel versions of the product.

**E6MK4 Swivel nut elbow**

BSPP 60° Female swivel ends (ISO 8434-6)



Thread BSPP T4	C mm	D mm	L mm	L1 mm	Y mm	Weight (steel) g/1 piece	Adapter Steel	Adapter Stainless Steel	PN (bar)	
									S	SS
1/4	19	5	31	25	14	90	<b>4E6MK4S</b>	<b>4E6MK4SS</b>	350	350
3/8	22	8	33	26	19	127	<b>6E6MK4S</b>	<b>6E6MK4SS</b>	350	350
1/2	27	11	39	32	22	225	<b>8E6MK4S</b>	<b>8E6MK4SS</b>	200	200
5/8	30	14	39	30	22	203	<b>10E6MK4S</b>	<b>10E6MK4SS</b>	200	200
3/4	32	17	42	33	27	263	<b>12E6MK4S</b>	<b>12E6MK4SS</b>	200	200
1	41	22	49	38	33	667	<b>16E6MK4S</b>	<b>16E6MK4SS</b>	120	120
1 1/4	50	29	58	48	41	795	<b>20E6MK4S</b>	<b>20E6MK4SS</b>	105	105
1 1/2	60	33	63	50	48	1219	<b>24E6MK4S</b>	<b>24E6MK4SS</b>	105	105

Order codes shown are part of our current manufacturing programme.

Imperial and metric parts may vary in hexagon dimensions.

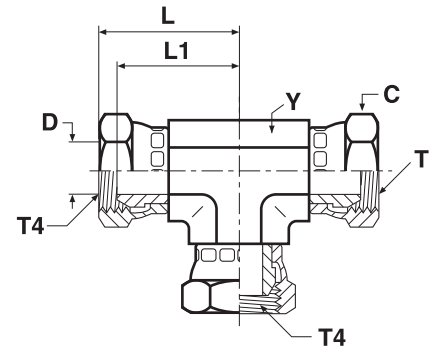
$$\frac{\text{PN (bar)}}{10} = \text{PN (MPa)}$$

Pressure ratings – PN shown, apply to Steel and Stainless Steel versions of the product.

## Adapters

### J6MK4 Swivel nut tee

BSPP 60° Female swivel ends (ISO 8434-6)



Thread BSPP T4	C mm	D mm	L mm	L1 mm	Y mm	Weight (steel) g/1 piece	Adapter Steel	Adapter Stainless Steel	PN (bar)	
									S	SS
1/4	19	5	31	25	14	119	<b>4J6MK4S</b>	<b>4J6MK4SS</b>	350	350
3/8	22	8	36	30	19	195	<b>6J6MK4S</b>	<b>6J6MK4SS</b>	350	350
1/2	27	11	39	32	22	267	<b>8J6MK4S</b>	<b>8J6MK4SS</b>	200	200
5/8	30	14	39	30	22	300	<b>10J6MK4S</b>	<b>10J6MK4SS</b>	200	200
3/4	32	17	42	33	27	398	<b>12J6MK4S</b>	<b>12J6MK4SS</b>	200	200
1	41	22	49	38	33	620	<b>16J6MK4S</b>	<b>16J6MK4SS</b>	120	120
1 1/4	50	29	58	48	41	1050	<b>20J6MK4S</b>	<b>20J6MK4SS</b>	105	105

Order codes shown are part of our current manufacturing programme.

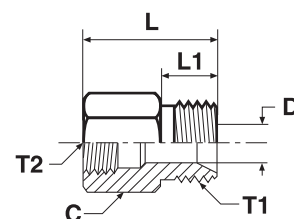
Imperial and metric parts may vary in hexagon dimensions.

$$\frac{\text{PN (bar)}}{10} = \text{PN (MPa)}$$

Pressure ratings – PN shown, apply to Steel and Stainless Steel versions of the product.

## G4MK4 Female connector

BSPP 60° Cone end (ISO8434-6) / Female BSPP thread (ISO1179-1)



Thread BSPP T1	Thread BSPP T2	C mm	D mm	L mm	L1 mm	Weight (steel) g/1 piece	Adapter Steel	Adapter Stainless Steel	PN (bar)	
									S	SS
3/8	1/4	22	8	36	12	74	<b>6G4MK4S</b>	<b>6G4MK4SS</b>	350	350
1/2	1/4	27	11	38	14	77	<b>8-4G4MK4S</b>	<b>8-4G4MK4SS</b>	200	200
1/2	3/8	22	11	40	14	102	<b>8G4MK4S</b>	<b>8G4MK4SS</b>	200	200
3/4	1/4	32	17	40	16	180	<b>12-4G4MK4S</b>	<b>12-4G4MK4SS</b>	200	200
3/4	3/8	32	17	42	16	167	<b>12-6G4MK4S</b>	<b>12-6G4MK4SS</b>	200	200
3/4	1/2	32	17	48	16	209	<b>12-8G4MK4S</b>	<b>12-8G4MK4SS</b>	200	200
1	1/4	41	22	43	19	298	<b>16-4G4MK4S</b>	<b>16-4G4MK4SS</b>	120	120
1	3/8	41	22	45	19	287	<b>16-6G4MK4S</b>	<b>16-6G4MK4SS</b>	120	120
1	1/2	41	22	51	19	275	<b>16-8G4MK4S</b>	<b>16-8G4MK4SS</b>	120	120
1	3/4	41	22	52	19	360	<b>16-12G4MK4S</b>	<b>16-12G4MK4SS</b>	120	120

Order codes shown are part of our current manufacturing programme.

Imperial and metric parts may vary in hexagon dimensions.

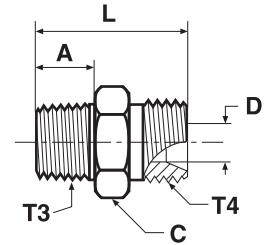
$$\frac{\text{PN (bar)}}{10} = \text{PN (MPa)}$$

Pressure ratings – PN shown, apply to Steel and Stainless Steel versions of the product.

## Adapters

### F3MK4 Male stud connector

BSPP 60° Cone end (ISO 8434-6) / Male BSPT thread (ISO 7)



Thread BSPP T4	Thread BSPT T3	A mm	C mm	D mm	L mm	Weight (steel) g/1 piece	Adapter Steel	Adapter Stainless Steel	PN (bar)	
									S	SS
1/8	1/8	10	14	4	24	15	<b>2F3MK4S</b>	<b>2F3MK4SS</b>	315	315
1/8	1/4	15	14	4	29	28	<b>2-4F3MK4S</b>	<b>2-4F3MK4SS</b>	315	315
1/4	1/4	15	19	5	33	31	<b>4-4F3MK4S</b>	<b>4-4F3MK4SS</b>	315	315
1/4	1/8	10	19	5	29	27	<b>4F3MK4S</b>	<b>4F3MK4SS</b>	315	315
1/4	3/8	15	19	5	33	44	<b>4-6F3MK4S</b>	<b>4-6F3MK4SS</b>	315	315
3/8	3/8	15	22	8	35	52	<b>6-6F3MK4S</b>	<b>6-6F3MK4SS</b>	315	315
3/8	1/2	19	22	8	40	68	<b>6-8F3MK4S</b>	<b>6-8F3MK4SS</b>	160	160
3/8	1/4	15	22	7	35	48	<b>6F3MK4S</b>	<b>6F3MK4SS</b>	315	315
1/2	1/2	19	27	11	43	79	<b>8-8F3MK4S</b>	<b>8-8F3MK4SS</b>	160	160
1/2	3/8	15	27	11	39	68	<b>8F3MK4S</b>	<b>8F3MK4SS</b>	200	200
5/8	1/2	19	30	14	46	101	<b>10F3MK4S</b>	<b>10F3MK4SS</b>	200	200
5/8	3/4	19	30	14	46	102	<b>10-12F3MK4S</b>	<b>10-12F3MK4SS</b>	160	160
3/4	1/2	19	32	17	46	111	<b>12-8F3MK4S</b>	<b>12-8F3MK4SS</b>	315	315
3/4	3/4	19	32	17	46	126	<b>12F3MK4S</b>	<b>12F3MK4SS</b>	160	160
3/4	1	24	36	17	51	242	<b>12-16F3MK4S</b>	<b>12-16F3MK4SS</b>	120	120
1	3/4	19	41	22	50	173	<b>16-12F3MK4S</b>	<b>16-12F3MK4SS</b>	120	120
1	1	24	41	22	55	219	<b>16F3MK4S</b>	<b>16F3MK4SS</b>	120	120
1 1/4	1 1/4	25	50	29	64	337	<b>20F3MK4S</b>	<b>20F3MK4SS</b>	105	105
1 1/2	1 1/2	26	55	33	69	497	<b>24F3MK4S</b>	<b>24F3MK4SS</b>	105	105

Order codes shown are part of our current manufacturing programme.

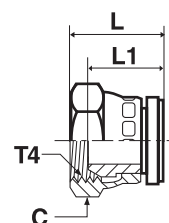
Imperial and metric parts may vary in hexagon dimensions.

$$\frac{\text{PN (bar)}}{10} = \text{PN (MPa)}$$

Pressure ratings – PN shown, apply to Steel and Stainless Steel versions of the product.

## FNMK4 Cap

BSPP 60° Cone female swivel cap end



Thread BSPP T4	C mm	L mm	L1 mm	Weight (steel) g/1 piece	Adapter Steel	Adapter Stainless Steel	PN (bar)	
							S	SS
1/8	14	15	11	19	<b>2FNMK4S</b>	<b>2FNMK4SS</b>	350	350
1/4	19	20	15	23	<b>4FNMK4S</b>	<b>4FNMK4SS</b>	350	350
3/8	22	22	15	43	<b>6FNMK4S</b>	<b>6FNMK4SS</b>	350	350
1/2	27	22	18	64	<b>8FNMK4S</b>	<b>8FNMK4SS</b>	200	200
5/8	30	25	16	80	<b>10FNMK4S</b>	<b>10FNMK4SS</b>	200	200
3/4	32	26	17	115	<b>12FNMK4S</b>	<b>12FNMK4SS</b>	200	200
1	41	30	19	154	<b>16FNMK4S</b>	<b>16FNMK4SS</b>	120	120
1 1/4	50	34	24	345	<b>20FNMK4S</b>	<b>20FNMK4SS</b>	105	105
1 1/2	60	36	23	500	<b>24FNMK4S</b>	<b>24FNMK4SS</b>	105	105

Order codes shown are part of our current manufacturing programme.

Imperial and metric parts may vary in hexagon dimensions.

$$\frac{\text{PN (bar)}}{10} = \text{PN (MPa)}$$

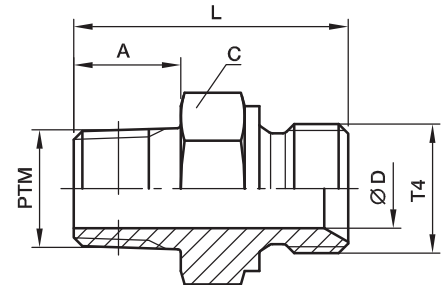
Pressure ratings – PN shown, apply to Steel and Stainless Steel versions of the product.

## Adapters

### FMK4 Male stud connector

BSPP 60° Cone end (ISO 8434-6) / Male NPTF\* thread (SAE J476)

\*Stainless Steel = NPT to prevent galling



Thread BSPP T4	Thread NPT/NPTF PTM	A mm	C mm	D mm	L mm	Weight (steel) g/1 piece	Adapter Steel	Adapter Stainless Steel	PN (bar)	
									S	SS
1/8	1/8	10	14	4	24	17	<b>2FMK4S</b>	<b>2FMK4SS</b>	350	350
1/8	1/4	15	19	4	29	21	<b>2-4FMK4S</b>	<b>2-4FMK4SS</b>	350	350
1/4	1/8	10	19	5	29	24	<b>4FMK4S</b>	<b>4FMK4SS</b>	350	350
1/4	1/4	15	19	5	33	33	<b>4-4FMK4S</b>	<b>4-4FMK4SS</b>	350	350
1/4	3/8	15	19	5	34	41	<b>4-6FMK4S</b>	<b>4-6FMK4SS</b>	350	350
3/8	1/4	15	22	8	35	45	<b>6FMK4S</b>	<b>6FMK4SS</b>	350	350
3/8	3/8	15	2	8	35	50	<b>6-6FMK4S</b>	<b>6-6FMK4SS</b>	350	350
3/8	1/2	19	22	8	40	77	<b>6-8FMK4S</b>	<b>6-8FMK4SS</b>	350	350
1/2	3/8	15	27	11	39	48	<b>8FMK4S</b>	<b>8FMK4SS</b>	200	200
1/2	1/2	19	27	11	43	93	<b>8-8FMK4S</b>	<b>8-8FMK4SS</b>	200	200
1/2	3/4	19	27	11	44	95	<b>8-12FMK4S</b>	<b>8-12FMK4SS</b>	200	200
3/4	1/2	19	32	17	46	112	<b>12-8FMK4S</b>	<b>12-8FMK4SS</b>	200	200
3/4	3/4	19	32	17	46	124	<b>12FMK4S</b>	<b>12FMK4SS</b>	200	200
3/4	1	24	36	17	51	150	<b>12-16FMK4S</b>	<b>12-16FMK4SS</b>	200	200
1	3/4	19	41	22	50	188	<b>16-12FMK4S</b>	<b>16-12FMK4SS</b>	120	120
1	1	24	41	22	55	234	<b>16FMK4S</b>	<b>16FMK4SS</b>	120	120

Order codes shown are part of our current manufacturing programme.

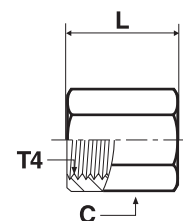
Imperial and metric parts may vary in hexagon dimensions.

$$\frac{\text{PN (bar)}}{10} = \text{PN (MPa)}$$

Pressure ratings – PN shown, apply to Steel and Stainless Steel versions of the product.

## GG44M Female thread coupling

Female BSPP thread (ISO 1179-1)



Thread BSPP T4	C mm	L mm	Weight (steel) g/1 piece	Adapter Steel	Adapter Stainless Steel	PN (bar)	
						S	SS
1/8	14	19	16	<b>1/8GG44MS</b>	<b>1/8GG44MSS</b>	420	420
1/4	17	28	30	<b>1/4GG44MS</b>	<b>1/4GG44MSS</b>	420	420
3/8	22	28	47	<b>3/8GG44MS</b>	<b>3/8GG44MSS</b>	420	420
1/2	27	33	78	<b>1/2GG44MS</b>	<b>1/2GG44MSS</b>	350	350
3/4	32	37	105	<b>3/4GG44MS</b>	<b>3/4GG44MSS</b>	280	280
1	46	42	341	<b>1GG44MS</b>	<b>1GG44MSS</b>	210	210

Order codes shown are part of our current manufacturing programme.

Imperial and metric parts may vary in hexagon dimensions.

$$\frac{\text{PN (bar)}}{10} = \text{PN (MPa)}$$

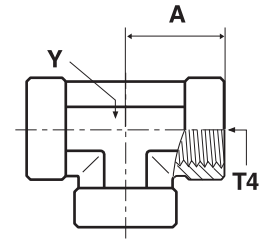
Pressure ratings – PN shown, apply to Steel and Stainless Steel versions of the product.



## Adapters

### MMO444M Female thread tee

Female BSPP threads (ISO 1179-1)



Thread BSPP T4	A mm	Y mm	Weight (steel) g/1 piece	Adapter Steel	PN (bar)
1/4	22	19	74	<b>1/4MMO444MS</b>	350
3/8	26	22	111	<b>3/8MMO444MS</b>	315
1/2	31	27	177	<b>1/2MMO444MS</b>	210
3/4	40	33	294	<b>3/4MMO444MS</b>	210
1	46	41	567	<b>1MMO444MS</b>	120

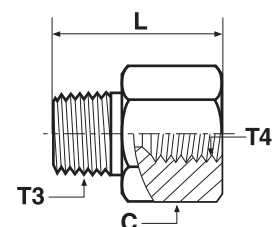
Order codes shown are part of our current manufacturing programme.  
Imperial and metric parts may vary in hexagon dimensions.

$$\frac{\text{PN (bar)}}{10} = \text{PN (MPa)}$$

Pressure ratings – PN shown, apply to the Steel version of the product.

## PTR34M Thread reducer

Male BSPT thread (ISO 7) / Female BSPP thread (ISO 1179-1)



Thread BSPT T3	Thread BSPP T4	C mm	L mm	Weight (steel) g/1 piece	Adapter Steel	Adapter Stainless Steel	PN (bar)	
							S	SS
1/4	1/8	14	28	16	1/4X1/8PTR34MS	1/4X1/8PTR34MSS	315	315
3/8	1/4	19	33	44	3/8X1/4PTR34MS	3/8X1/4PTR34MSS	315	315
1/2	1/4	22	39	71	1/2X1/4PTR34MS	1/2X1/4PTR34MSS	315	315
1/2	3/8	22	39	48	1/2X3/8PTR34MS	1/2X3/8PTR34MSS	315	315
3/4	1/4	27	39	108	3/4X1/4PTR34MS	3/4X1/4PTR34MSS	280	280
3/4	3/8	27	39	127	3/4X3/8PTR34MS	3/4X3/8PTR34MSS	280	280
3/4	1/2	27	42	94	3/4X1/2PTR34MS	3/4X1/2PTR34MSS	280	280
1	3/8	36	40	185	1X3/8PTR34MS	1X3/8PTR34MSS	210	210
1	1/2	36	48	224	1X1/2PTR34MS	1X1/2PTR34MSS	210	210
1	3/4	36	49	186	1X3/4PTR34MS	1X3/4PTR34MSS	210	210

Order codes shown are part of our current manufacturing programme.

Imperial and metric parts may vary in hexagon dimensions.

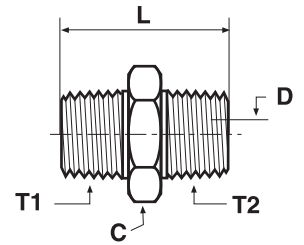
$$\frac{\text{PN (bar)}}{10} = \text{PN (MPa)}$$

Pressure ratings – PN shown, apply to Steel and Stainless Steel versions of the product.

## Adapters

### FF33M Male nipple

Male BSPT thread (ISO 7)



Thread BSPT T1	Thread BSPT T2	C mm	D mm	L mm	Weight (steel) g/1 piece	Adapter Steel	Adapter Stainless Steel	PN (bar)	
								S	SS
1/8	1/8	11	5	27	12	<b>1/8FF33MS</b>	<b>1/8FF33MSS</b>	315	315
1/4	1/8	14	5	32	25	<b>1/4X1/8FF33MS</b>	<b>1/4X1/8FF33MSS</b>	315	315
1/4	1/4	14	7	37	25	<b>1/4FF33MS</b>	<b>1/4FF33MSS</b>	315	315
3/8	1/4	17	7	37	42	<b>3/8X1/4FF33MS</b>	<b>3/8X1/4FF33MSS</b>	315	315
3/8	3/8	17	10	37	30	<b>3/8FF33MS</b>	<b>3/8FF33MSS</b>	315	315
1/2	1/4	22	7	43	68	<b>1/2X1/4FF33MS</b>	<b>1/2X1/4FF33MSS</b>	315	315
1/2	3/8	22	10	43	67	<b>1/2X3/8FF33MS</b>	<b>1/2X3/8FF33MSS</b>	315	315
1/2	1/2	22	14	48	72	<b>1/2FF33MS</b>	<b>1/2FF33MSS</b>	315	315
3/4	1/2	27	14	50	123	<b>3/4X1/2FF33MS</b>	<b>3/4X1/2FF33MSS</b>	160	160
3/4	3/4	27	18	50	110	<b>3/4FF33MS</b>	<b>3/4FF33MSS</b>	160	160
1	3/4	36	18	55	215	<b>1X3/4FF33MS</b>	<b>1X3/4FF33MSS</b>	160	160

Order codes shown are part of our current manufacturing programme.

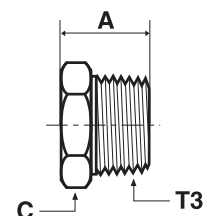
Imperial and metric parts may vary in hexagon dimensions.

$$\frac{\text{PN (bar)}}{10} = \text{PN (MPa)}$$

Pressure ratings – PN shown, apply to Steel and Stainless Steel versions of the product.

**HP3M Hexagon head plug**

Male BSPT thread (ISO 7)



Thread BSPT T3	A mm	C mm	Weight (steel) g/1 piece	Adapter Steel	Adapter Stainless Steel	PN (bar)	
						S	SS
1/8	14	11	9	<b>1/8HP3MS</b>	<b>1/8HP3MSS</b>	315	315
1/4	19	14	16	<b>1/4HP3MS</b>	<b>1/4HP3MSS</b>	315	315
3/8	20	17	35	<b>3/8HP3MS</b>	<b>3/8HP3MSS</b>	315	315
1/2	25	22	52	<b>1/2HP3MS</b>	<b>1/2HP3MSS</b>	315	315
3/4	27	27	85	<b>3/4HP3MS</b>	<b>3/4HP3MSS</b>	160	160
1	32	36	134	<b>1HP3MS</b>	<b>1HP3MSS</b>	160	160

Order codes shown are part of our current manufacturing programme.

Imperial and metric parts may vary in hexagon dimensions.

$$\frac{\text{PN (bar)}}{10} = \text{PN (MPa)}$$

Pressure ratings – PN shown, apply to Steel and Stainless Steel versions of the product.

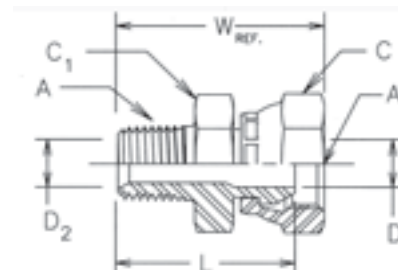
## Adapters

### 0107 Swivel male stud

Male NPTF\* thread (SAE J476) / NPSM Female swivel end (SAE J516)

SAE 140130

\*Stainless Steel = NPT to prevent galling



Thread NPTF A	Thread NPSM A1	C mm	C1 mm	D mm	D2 mm	L mm	W mm	Weight (steel) g/1 piece	Adapter Steel	Adapter Stainless Steel	PN (bar)	
											S	SS
1/8-27	1/8-27	14	14	4	5	24	28	23	<b>0107-2-2</b>	<b>0107-2-2-SS</b>	350	350
1/8-27	1/4-18	18	16	6	5	27	32	33	<b>0107-2-4</b>	<b>0107-2-4-SS</b>	350	350
1/4-18	1/4-18	18	18	6	7	32	36	40	<b>0107-4-4</b>	<b>0107-4-4-SS</b>	350	350
1/4-18	3/8-18	22	21	9	7	32	37	57	<b>0107-4-6</b>	<b>0107-4-6-SS</b>	280	280
1/4-18	1/2-14	25	24	12	7	37	44	91	<b>0107-4-8</b>	<b>0107-4-8-SS</b>	245	245
3/8-18	1/4-18	18	18	6	10	33	38	48	<b>0107-6-4</b>	<b>0107-6-4-SS</b>	350	350
3/8-18	3/8-18	22	22	9	10	33	38	62	<b>0107-6-6</b>	<b>0107-6-6-SS</b>	280	280
3/8-18	1/2-14	25	24	12	10	37	44	97	<b>0107-6-8</b>	<b>0107-6-8-SS</b>	245	245
1/2-14	3/8-18	22	22	9	14	38	43	76	<b>0107-8-6</b>	<b>0107-8-6-SS</b>	280	280
1/2-14	1/2-14	25	25	12	14	41	49	109	<b>0107-8-8</b>	<b>0107-8-8-SS</b>	245	245
1/2-14	3/4-14	32	32	16	14	43	52	167	<b>0107-8-12</b>	<b>0107-8-12-SS</b>	140	140
3/4-14	1/2-14	25	29	12	18	41	49	122	<b>0107-12-8</b>	<b>0107-12-8-SS</b>	245	245
3/4-14	3/4-14	32	32	16	18	42	52	154	<b>0107-12-12</b>	<b>0107-12-12-SS</b>	140	140
3/4-14	1-11.5	38	38	21	18	46	55	247	<b>0107-12-16</b>	<b>0107-12-16-SS</b>	120	120
1-11.5	3/4-14	38	35	16	24	49	58	217	<b>0107-16-12</b>	<b>0107-16-12-SS</b>	140	140
1-11.5	1-11.5	38	38	21	24	51	60	238	<b>0107-16-16</b>	<b>0107-16-16-SS</b>	120	120
1-11.5	1 1/4-11.5	48	45	29	24	51	61	298	<b>0107-16-20</b>	<b>0107-16-20-SS</b>	120	120
1 1/4-11.5	1-11.5	38	48	21	32	53	63	356	<b>0107-20-16</b>	<b>0107-20-16-SS</b>	120	120
1 1/4-11.5	1 1/4-11.5	48	48	29	32	53	63	390	<b>0107-20-20</b>	<b>0107-20-20-SS</b>	120	120
1 1/2-11.5	1 1/2-11.5	54	54	35	38	56	66	498	<b>0107-24-24</b>	<b>0107-24-24-SS</b>	85	85
2-11.5	2-11.5	67	67	46	49	60	71	749	<b>0107-32-32</b>	<b>0107-32-32-SS</b>	75	75

Order codes shown are part of our current manufacturing programme.

Imperial and metric parts may vary in hexagon dimensions.

$$\frac{\text{PN (bar)}}{10} = \text{PN (MPa)}$$

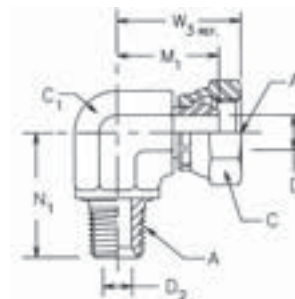
Pressure ratings – PN shown, apply to Steel and Stainless Steel versions of the product.

## 2107 Swivel male elbow

Male NPTF\* thread (SAE J476) / NPSM Female swivel end (SAE J516)

SAE 140230

\*Stainless Steel = NPT to prevent galling



Thread NPTF A	Thread NPSM A1	C mm	C1 mm	D mm	D2 mm	M1 mm	N1 mm	W3 mm	Weight (steel) g/1 piece	Adapter Steel	Adapter Stainless Steel	PN (bar)	
												S	SS
1/8-27	1/8-27	14	11	4	5	18	18	22	28	<b>2107-2-2</b>	<b>2107-2-2-SS</b>	350	350
1/4-18	1/4-18	18	14	6	7	22	28	27	55	<b>2107-4-4</b>	<b>2107-4-4-SS</b>	350	350
1/4-18	3/8-1/8	22	19	9	7	25	28	33	94	<b>2107-4-6</b>	<b>2107-4-6-SS</b>	280	280
3/8-18	1/4-18	18	19	6	10	25	31	30	88	<b>2107-6-4</b>	<b>2107-6-4-SS</b>	350	350
3/8-18	3/8-1/8	22	19	9	10	25	31	33	90	<b>2107-6-6</b>	<b>2107-6-6-SS</b>	280	280
3/8-18	1/2-14	25	19	12	10	26	31	34	107	<b>2107-6-8</b>	<b>2107-6-8-SS</b>	245	245
1/2-14	3/8-1/8	22	22	9	14	27	37	34	130	<b>2107-8-6</b>	<b>2107-8-6-SS</b>	280	280
1/2-14	1/2-14	25	22	12	14	28	37	36	139	<b>2107-8-8</b>	<b>2107-8-8-SS</b>	245	245
1/2-14	3/4-14	32	27	16	14	33	37	42	221	<b>2107-8-12</b>	<b>2107-8-12-SS</b>	140	140
3/4-14	3/8-1/8	22	27	9	18	30	40	38	227	<b>2107-12-6</b>	<b>2107-12-6-SS</b>	280	280
3/4-14	1/2-14	25	27	12	18	32	40	39	191	<b>2107-12-8</b>	<b>2107-12-8-SS</b>	245	245
3/4-14	3/4-14	32	27	16	18	33	40	42	225	<b>2107-12-12</b>	<b>2107-12-12-SS</b>	140	140
1-11.5	3/4-14	32	33	16	24	37	50	46	374	<b>2107-16-12</b>	<b>2107-16-12-SS</b>	140	140
1-11.5	1-11.5	38	33	21	24	39	50	49	361	<b>2107-16-16</b>	<b>2107-16-16-SS</b>	120	120
1 1/4-11.5	1 1/4-11.5	48	41	29	32	44	61	54	794	<b>2107-20-20</b>	<b>2107-20-20-SS</b>	120	120
1 1/2-11.5	1 1/2-11.5	54	48	35	38	48	67	59	782	<b>2107-24-24</b>	<b>2107-24-24-SS</b>	85	85
2-11.5	2-11.5	67	64	46	49	58	76	69	1910	<b>2107-32-32</b>	<b>2107-32-32-SS</b>	75	75

Order codes shown are part of our current manufacturing programme.

Imperial and metric parts may vary in hexagon dimensions.

$$\frac{\text{PN (bar)}}{10} = \text{PN (MPa)}$$

Pressure ratings – PN shown, apply to Steel and Stainless Steel versions of the product.

**N**

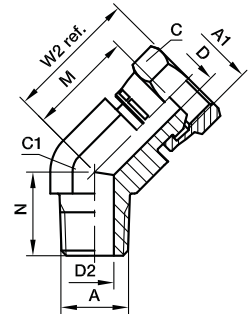
## Adapters

### 3107 Swivel male 45° elbow

Male NPTF\* thread (SAE J476) / NPSM Female swivel end (SAE J516)

SAE 140330

\*Stainless Steel = NPT to prevent galling



Thread NPTF A	Thread NPSM A1	C mm	C1 mm	D mm	D2 mm	M mm	N mm	W2 mm	Weight (steel) g/1 piece	Adapter Steel	Adapter Stainless Steel		PN (bar)		
											S	SS	S	SS	
1/8-27	1/8-27	14	11	4	5	16	13	20	21	<b>3107-2-2</b>		350	—		
1/4-18	1/4-18	18	14	6	7	19	22	23	44	<b>3107-4-4</b>	<b>3107-4-4-SS</b>	350	350		
3/8-18	3/8-1/8	22	19	9	10	21	24	28	80	<b>3107-6-6</b>	<b>3107-6-6-SS</b>	280	280		
1/2-14	3/8-1/8	22	22	9	14	21	30	28	110	<b>3107-8-6</b>	<b>3107-8-6-SS</b>	280	280		
1/2-14	1/2-14	25	22	12	14	22	30	30	114	<b>3107-8-8</b>	<b>3107-8-8-SS</b>	245	245		
1/2-14	3/4-14	32	27	16	14	22	31	31	144	<b>3107-8-12</b>	<b>3107-8-12-SS</b>	140	140		
3/4-14	1/2-14	25	27	12	18	24	31	31	153	<b>3107-12-8</b>	<b>3107-12-8-SS</b>	245	245		
3/4-14	3/4-14	32	27	16	18	26	31	35	172	<b>3107-12-12</b>	<b>3107-12-12-SS</b>	140	140		
1-11.5	3/4-14	32	33	16	24	28	38	37	245	<b>3107-16-12</b>	<b>3107-16-12-SS</b>	140	140		
1-11.5	1-11.5	38	33	21	24	29	38	39	368	<b>3107-16-16</b>	<b>3107-16-16-SS</b>	120	120		
1 1/4-11.5	1 1/4-11.5	48	41	29	32	31	42	41	619	<b>3107-20-20</b>	<b>3107-20-20-SS</b>	120	120		
1 1/2-11.5	1 1/2-11.5	54	48	35	38	34	45	45	719	<b>3107-24-24</b>	<b>3107-24-24-SS</b>	85	85		
2-11.5	2-11.5	67	64	46	49	37	54	48	1372	<b>3107-32-32</b>	<b>3107-32-32-SS</b>	75	75		

Order codes shown are part of our current manufacturing programme.

Imperial and metric parts may vary in hexagon dimensions.

$$\frac{\text{PN (bar)}}{10} = \text{PN (MPa)}$$

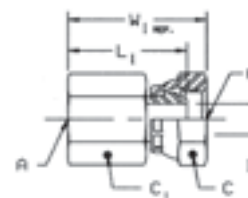
Pressure ratings – PN shown, apply to Steel and Stainless Steel versions of the product.

## 0207 Female connector

Female NPTF\* thread (SAE J476) / NPSM Female swivel end (SAE J516)

SAE 140131

\*Stainless Steel = NPT to prevent galling



Thread NPTF A	Thread NPSM A1	C mm	C1 mm	D mm	L1 mm	W1 mm	Weight (steel) g/1 piece	Adapter Steel	Adapter Stainless Steel	PN (bar)	
										S	SS
1/8-27	1/8-27	14	14	4	22	26	15	<b>0207-2-2</b>	<b>0207-2-2-SS</b>	350	350
1/4-18	1/4-18	18	18	6	32	36	44	<b>0207-4-4</b>	<b>0207-4-4-SS</b>	350	350
3/8-18	1/4-18	18	22	6	33	38	52	<b>0207-6-4</b>	<b>0207-6-4-SS</b>	350	350
3/8-18	3/8-18	22	22	9	33	38	81	<b>0207-6-6</b>	<b>0207-6-6-SS</b>	280	280
1/2-14	3/8-18	22	25	9	37	42	121	<b>0207-8-6</b>	<b>0207-8-6-SS</b>	280	280
1/2-14	1/2-14	25	25	12	38	46	119	<b>0207-8-8</b>	<b>0207-8-8-SS</b>	245	245
3/4-14	3/4-14	32	32	16	41	50	161	<b>0207-12-12</b>	<b>0207-12-12-SS</b>	140	140
1-11.5	1-11.5	38	38	21	51	60	162	<b>0207-16-16</b>	<b>0207-16-16-SS</b>	120	120
1 1/4-11.5	1 1/4-11.5	48	48	29	51	61	378	<b>0207-20-20</b>	<b>0207-20-20-SS</b>	120	120
1 1/2-11.5	1 1/2-11.5	54	54	35	51	62	446	<b>0207-24-24</b>	<b>0207-24-24-SS</b>	85	85
2-11.5	2-11.5	67	67	46	54	65	707	<b>0207-32-32</b>	<b>0207-32-32-SS</b>	75	75

Order codes shown are part of our current manufacturing programme.

Imperial and metric parts may vary in hexagon dimensions.

$$\frac{\text{PN (bar)}}{10} = \text{PN (MPa)}$$

Pressure ratings – PN shown, apply to Steel and Stainless Steel versions of the product.



## Adapters

### 2207 Female elbow

Female NPTF\* thread (SAE J476) / NPSM Female swivel end (SAE J516)

SAE 140231

\*Stainless Steel = NPT to prevent galling



Thread NPTF A	Thread NPSM A1	C mm	C1 mm	D mm	M1 mm	W3 mm	N3 mm	Weight (steel) g/1 piece	Adapter Steel	Adapter Stainless Steel	PN (bar)	
											S	SS
1/8-27	1/8-27	14	14	4	20	24	17	37	<b>2207-2-2</b>	<b>2207-2-2-SS</b>	350	350
1/4-18	1/4-18	18	19	6	25	30	22	98	<b>2207-4-4</b>	<b>2207-4-4-SS</b>	350	350
3/8-18	3/8-1/8	22	22	9	27	32	26	152	<b>2207-6-6</b>	<b>2207-6-6-SS</b>	280	280
1/2-14	1/2-14	25	27	12	32	39	31	246	<b>2207-8-8</b>	<b>2207-8-8-SS</b>	245	245
3/4-14	3/4-14	32	33	16	37	46	35	313	<b>2207-12-12</b>	<b>2207-12-12-SS</b>	140	140
1-11.5	1-11.5	38	41	21	44	53	41	530	<b>2207-16-16</b>	<b>2207-16-16-SS</b>	120	120
1 1/4-11.5	1 1/4-11.5	48	48	29	47	56	43	1159	<b>2207-20-20</b>	<b>2207-20-20-SS</b>	120	120
1 1/2-11.5	1 1/2-11.5	54	64	35	61	72	53	1679	<b>2207-24-24</b>	<b>2207-24-24-SS</b>	85	85
2-11.5	2-11.5	67	71	47	65	76	61	2136	<b>2207-32-32</b>	<b>2207-32-32-SS</b>	75	75

Order codes shown are part of our current manufacturing programme.

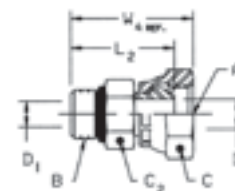
Imperial and metric parts may vary in hexagon dimensions.

$\frac{\text{PN (bar)}}{10} = \text{PN (MPa)}$

Pressure ratings – PN shown, apply to Steel and Stainless Steel versions of the product.

**0507 Swivel male stud**

Male UN/UNF thread O-ring (ISO 11926) / NPSM Female swivel end (SAE J516)  
SAE 140157



Thread UN/UNF-2A B	Thread NPSM A1	C mm	C2 mm	D mm	D1 mm	L2 mm	W4 mm	Weight (steel) g/1 piece	Adapter Steel	PN (bar)
7/16-20	1/4-18	18	14	6	6	29	34	32	<b>0507-4-4</b>	350
9/16-18	1/4-18	18	18	6	6	30	34	45	<b>0507-6-4</b>	350
9/16-18	3/8-18	22	18	9	9	30	35	48	<b>0507-6-6</b>	280
9/16-18	1/2-14	25	19	8	8	33	40	76	<b>0507-6-8</b>	245
3/4-16	1/4-18	18	22	6	10	32	36	65	<b>0507-8-4</b>	350
3/4-16	3/8-18	22	22	9	9	32	37	69	<b>0507-8-6</b>	280
3/4-16	1/2-14	25	22	10	10	32	40	83	<b>0507-8-8</b>	245
3/4-16	3/4-14	32	25	16	10	37	46	137	<b>0507-8-12</b>	140
7/8-14	1/2-14	25	25	12	12	37	44	98	<b>0507-10-8</b>	245
1 1/16-12	1/2-14	25	32	12	12	40	48	157	<b>0507-12-8</b>	245
1 1/16-12	3/4-14	32	32	16	16	41	50	200	<b>0507-12-12</b>	140
1 5/16-12	1-11.5	38	38	21	21	45	54	317	<b>0507-16-16</b>	120
1 5/8-12	1 1/4-11.5	48	48	27	27	47	56	398	<b>0507-20-20</b>	120
1 7/8-12	1 1/2-11.5	54	54	33	33	50	61	498	<b>0507-24-24</b>	85
2 1/2-12	2-11.5	67	70	45	45	52	63	749	<b>0507-32-32</b>	75

Parker Adapter are delivered with NBR elastomeric seals as standard. For more details on other seal materials see page N60.

Order codes shown are part of our current manufacturing programme.

Imperial and metric parts may vary in hexagon dimensions.

$$\frac{\text{PN (bar)}}{10} = \text{PN (MPa)}$$

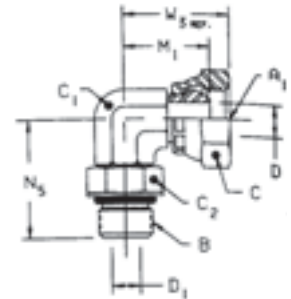
Pressure ratings – PN shown, apply to the Steel version of the product.

**N**

## Adapters

### 2507 Swivel male elbow

Male UN/UNF thread O-ring (ISO 11926) / NPSM Female swivel end (SAE J516)  
SAE 140257



Thread UN/UNF-2A B	Thread NPSM A1	C mm	C1 mm	C2 mm	D mm	D1 mm	M1 mm	W3 mm	N5 mm	Weight (steel) g/1 piece	Adapter Steel	PN (bar)
7/16-20	1/4-18	18	11	14	6	4	20	25	26	42	<b>2507-4-4</b>	350
9/16-18	1/4-18	18	14	18	6	8	22	27	32	56	<b>2507-6-4</b>	350
9/16-18	3/8-18	22	14	18	9	8	23	28	32	56	<b>2507-6-6</b>	280
9/16-18	1/2-14	25	14	18	12	8	26	34	35	65	<b>2507-6-8</b>	245
3/4-16	3/8-18	22	19	22	9	10	25	30	37	119	<b>2507-8-6</b>	280
3/4-16	1/2-14	25	19	22	12	10	26	34	37	119	<b>2507-8-8</b>	245
3/4-16	3/4-14	32	19	22	16	10	33	42	41	174	<b>2507-8-12</b>	140
7/8-14	3/8-18	22	22	25	9	12	27	32	43	164	<b>2507-10-6</b>	280
7/8-14	1/2-14	25	22	25	12	12	28	36	43	178	<b>2507-10-8</b>	245
7/8-14	3/4-14	32	22	25	16	12	32	42	45	243	<b>2507-10-12</b>	140
1 1/16-12	1/2-14	25	27	32	12	16	31	38	49	193	<b>2507-12-8</b>	245
1 1/16-12	3/4-14	32	27	32	16	16	33	42	49	283	<b>2507-12-12</b>	140
1 5/16-12	1-11.5	38	33	38	21	21	39	49	52	525	<b>2507-16-16</b>	120
1 5/8-12	1 1/4-11.5	48	41	48	29	27	45	55	57	530	<b>2507-20-20</b>	120
1 7/8-12	1 1/2-11.5	54	48	54	35	33	48	59	61	600	<b>2507-24-24</b>	85

Parker Adapter are delivered with NBR elastomeric seals as standard. For more details on other seal materials see page N60.

Order codes shown are part of our current manufacturing programme.

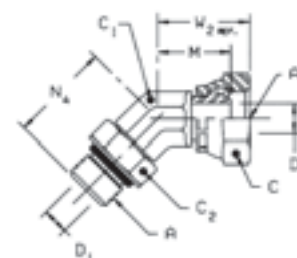
Imperial and metric parts may vary in hexagon dimensions.

$$\frac{\text{PN (bar)}}{10} = \text{PN (MPa)}$$

Pressure ratings – PN shown, apply to the Steel version of the product.

## 3507 Swivel male 45° elbow

Male UN/UNF thread O-ring (ISO 11926) / NPSM Female swivel end (SAE J516)  
SAE 140357



Thread UN/UNF-2A A	Thread NPSM A1	C mm	C1 mm	C2 mm	D mm	D1 mm	M mm	W2 mm	N4 mm	Weight (steel) g/1 piece	Adapter Steel	PN (bar)
7/16-20	1/4-18	18	11	14	6	4	16	20	27	41	<b>3507-4-4</b>	350
9/16-18	3/8-18	22	14	18	9	8	21	26	29	62	<b>3507-6-6</b>	280
3/4-16	3/8-18	22	19	22	9	10	21	26	33	106	<b>3507-8-6</b>	280
3/4-16	1/2-14	25	19	22	12	10	23	30	33	141	<b>3507-8-8</b>	245
3/4-16	3/4-14	32	19	22	16	10	26	35	36	226	<b>3507-8-12</b>	140
7/8-14	1/2-14	25	22	25	12	12	22	30	39	154	<b>3507-10-8</b>	245
1 1/16-12	3/4-14	32	27	32	16	16	26	35	44	208	<b>3507-12-12</b>	140
1 5/16-12	1-11.5	38	33	38	21	21	29	39	47	408	<b>3507-16-16</b>	120

Parker Adapter are delivered with NBR elastomeric seals as standard. For more details on other seal materials see page N60.

Order codes shown are part of our current manufacturing programme.

Imperial and metric parts may vary in hexagon dimensions.

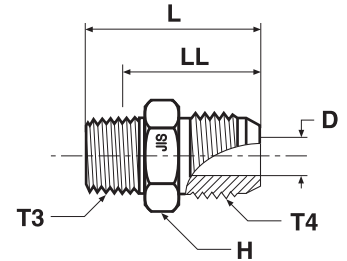
$$\frac{\text{PN (bar)}}{10} = \text{PN (MPa)}$$

Pressure ratings – PN shown, apply to the Steel version of the product.

## Adapters

### F3MT4 Male stud connector

JIS BSPP 60° cone adapters (JIS B8363) / Male BSPT thread (ISO 7)



Thread BSPP T4	Thread BSPT T3	D mm	H mm	L mm	LL mm	Weight (steel) g/1 piece	Adapter Steel	Adapter Stainless Steel	PN (bar)	
									S	SS
1/4-19	1/4-19	5	19	37	29	41	<b>4F3T4S</b>	<b>4F3MT4SS</b>	315	315
1/4-19	3/8-19	5	22	38	30	61	<b>4-6F3T4S</b>	<b>4-6F3MT4SS</b>	315	315
3/8-19	1/4-19	7	22	40	32	57	<b>6-4F3T4S</b>	<b>6-4F3MT4SS</b>	315	315
3/8-19	3/8-19	7	22	40	32	66	<b>6F3T4S</b>	<b>6F3MT4SS</b>	315	315
1/2-14	3/8-19	10	27	43	35	88	<b>8-6F3T4S</b>	<b>8-6F3MT4SS</b>	315	315
1/2-14	1/2-14	11	27	48	37	105	<b>8F3T4S</b>	<b>8F3MT4SS</b>	315	200
3/4-14	3/4-14	16	37	53	41	334	<b>12F3T4S</b>	<b>12F3MT4SS</b>	160	160
1-11	1-11	21	41	58	45	268	<b>16F3T4S</b>	<b>16F3MT4SS</b>	120	120

Order codes shown are part of our current manufacturing programme.

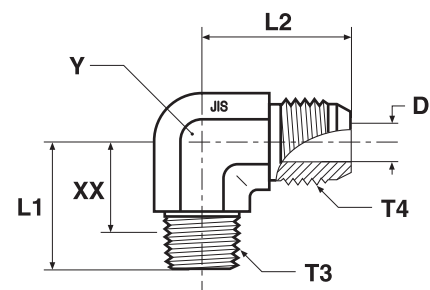
Imperial and metric parts may vary in hexagon dimensions.

$$\frac{\text{PN (bar)}}{10} = \text{PN (MPa)}$$

Pressure ratings – PN shown, apply to Steel and Stainless Steel versions of the product.

## C3T4 Male elbow

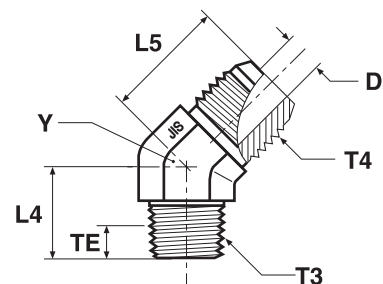
JIS BSPP 60° cone adapters (JIS B8363) / Male BSPT thread (ISO 7)



Thread BSPP T4	Thread BSPT T3	D mm	L1 mm	L2 mm	XX mm	Y mm	Weight (steel) g/1 piece	Adapter Steel	PN (bar)
1/4-19	1/4-19	5	25	25	18	14	41	<b>4C3T4S</b>	315
3/8-19	3/8-19	7	30	29	23	19	74	<b>6C3T4S</b>	315
1/2-14	1/2-14	11	36	34	26	22	131	<b>8C3T4S</b>	200
3/4-14	3/4-14	16	43	38	29	27	146	<b>12C3T4S</b>	160
1-11	1-11	21	50	44	37	33	398	<b>16C3T4S</b>	120

## V3T4 Male 45° elbow

JIS BSPP 30° Flare end (JIS B8363) / Male BSPT thread (ISO 7)



Thread BSPP T4	Thread BSPT T3	D mm	L4 mm	L5 mm	TE mm	Y mm	Weight (steel) g/1 piece	Adapter Steel	PN (bar)
1/4-19	1/4-19	5	19	22	8	14	33	<b>4V3T4S</b>	315
3/8-19	3/8-19	7	22	25	8	19	64	<b>6V3T4S</b>	315
1/2-14	1/2-14	11	27	28	11	22	112	<b>8V3T4S</b>	200
3/4-14	3/4-14	16	30	32	12	27	162	<b>12V3T4S</b>	160
1-11	1-11	21	35	32	14	33	256	<b>16V3T4S</b>	120

Order codes shown are part of our current manufacturing programme.

Imperial and metric parts may vary in hexagon dimensions.

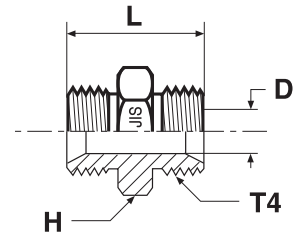
$$\frac{\text{PN (bar)}}{10} = \text{PN (MPa)}$$

Pressure ratings – PN shown, apply to the Steel version of the product.

## Adapters

### HMP4 Union

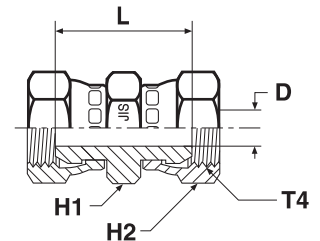
JIS BSPP 60° cone end (JIS B8363)



Thread BSPP T4	D mm	H mm	L mm	Weight (steel) g/1 piece	Adapter Steel	Adapter Stainless Steel	PN (bar)	
							S	SS
1/4-19	5	19	34	40	<b>4HP4S</b>	<b>4HMP4SS</b>	350	350
3/8-19	7	22	38	91	<b>6HP4S</b>	<b>6HMP4SS</b>	350	350
1/2-14	11	27	46	159	<b>8HP4S</b>	<b>8HMP4SS</b>	200	200
3/4-14	16	37	52	186	<b>12HP4S</b>	<b>12HMP4SS</b>	200	200
1-11	21	41	58	290	<b>16HP4S</b>	<b>16HMP4SS</b>	120	120

### HP46 Swivel female union

JIS BSPP 60° Cone swivel female end (JIS B8363)



Thread BSPP T4	D mm	H1 mm	H2 mm	L mm	Weight (steel) g/1 piece	Adapter Steel	PN (bar)
1/4-19	5	19	19	31	33	<b>4HP46S</b>	350
3/8-19	7	22	22	35	49	<b>6HP46S</b>	350
1/2-14	11	27	27	38	77	<b>8HP46S</b>	200
3/4-14	16	37	37	40	114	<b>12HP46S</b>	200
1-11	21	41	41	46	180	<b>16HP46S</b>	120

Order codes shown are part of our current manufacturing programme.

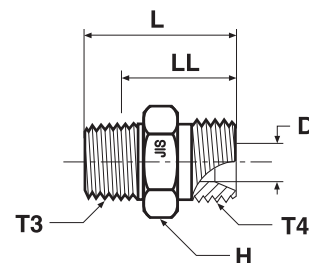
Imperial and metric parts may vary in hexagon dimensions.

$$\frac{\text{PN (bar)}}{10} = \text{PN (MPa)}$$

Pressure ratings – PN shown, apply to the Steel version of the product.

### F3MP4 Male stud connector

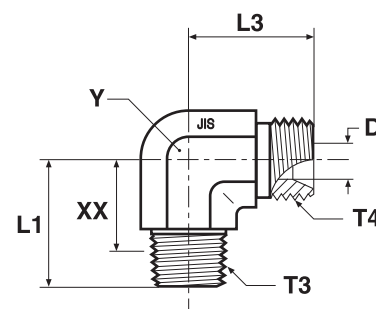
JIS BSPP 60° Cone end (JIS B8363) / Male BSPT thread (ISO 7)



Thread BSPP T4	Thread BSPT T3	D mm	H mm	L mm	LL mm	Weight (steel) g/1 piece	Adapter Steel	Adapter Stainless Steel	PN (bar)	
									S	SS
1/4-19	1/4-19	5	19	37	28	47	<b>4F3P4S</b>	<b>4F3MP4SS</b>	315	315
3/8-19	3/8-19	7	22	38	30	67	<b>6F3P4S</b>	<b>6F3MP4SS</b>	315	315
1/2-14	1/2-14	11	27	46	35	109	<b>8F3P4S</b>	<b>8F3MP4SS</b>	200	200
3/4-14	3/4-14	16	37	52	40	195	<b>12F3P4S</b>	<b>12F3MP4SS</b>	160	160
1-11	1-11	21	41	58	44	292	<b>16F3P4S</b>	<b>16F3MP4SS</b>	120	120

### C3P4 Male 90° elbow

JIS BSPP 60° cone end (JIS B8363) / Male BSPT thread (ISO 7)



Thread BSPP T4	Thread BSPT T3	D mm	L1 mm	L3 mm	XX mm	Y mm	Weight (steel) g/1 piece	Adapter Steel	PN (bar)
1/4-19	1/4-19	5	25	24	18	14	49	<b>4C3P4S</b>	315
3/8-19	3/8-19	7	30	29	23	19	97	<b>6C3P4S</b>	315
1/2-14	1/2-14	11	36	33	26	22	147	<b>8C3P4S</b>	200
3/4-14	3/4-14	16	43	40	29	27	206	<b>12C3P4S</b>	160
1-11	1-11	21	50	44	37	33	434	<b>16C3P4S</b>	120

Order codes shown are part of our current manufacturing programme.

Imperial and metric parts may vary in hexagon dimensions.

$$\frac{\text{PN (bar)}}{10} = \text{PN (MPa)}$$

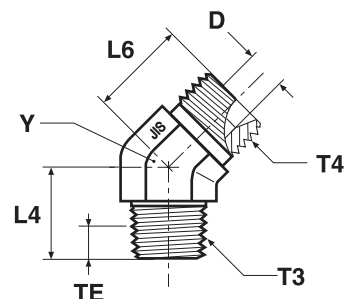
Pressure ratings – PN shown, apply to Steel and Stainless Steel versions of the product.



## Adapters

### V3P4 Male 45° elbow

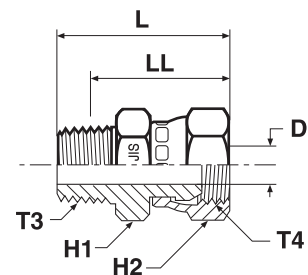
JIS BSPP 60° Cone end (JIS B8363) / Male BSPT thread (ISO 7)



Thread BSPP T4	Thread BSPT T3	D mm	L4 mm	L6 mm	TE mm	Y mm	Weight (steel) g/1 piece	Adapter Steel	PN (bar)
1/4-19	1/4-19	5	19	21	8	14	36	<b>4V3P4S</b>	350
3/8-19	3/8-19	7	22	23	8	19	65	<b>6V3P4S</b>	350
1/2-14	1/2-14	11	27	27	11	22	122	<b>8V3P4S</b>	200
3/4-14	3/4-14	16	30	30	12	27	159	<b>12V3P4S</b>	200
1-11	1-11	21	35	33	14	33	412	<b>16V3P4S</b>	120

### F63MP4 Swivel male stud

JIS BSPP 60° Cone swivel female end (JIS B8363) / Male BSPT thread (ISO 7)



Thread BSPT T3	Thread BSPP T4	D mm	H1 mm	H2 mm	L mm	LL mm	Weight (steel) g/1 piece	Adapter Steel	Adapter Stainless Steel	PN (bar)	
									S	SS	
1/4-19	1/4-19	5	19	19	33	24	41	<b>4F63P4S</b>	<b>4F63MP4SS</b>	315	315
3/8-19	3/8-19	7	22	22	37	28	70	<b>6F63P4S</b>	<b>6F63MP4SS</b>	315	315
1/2-14	1/2-14	11	27	27	42	31	122	<b>8F63P4S</b>	<b>8F63MP4SS</b>	200	200
3/4-14	3/4-14	16	37	37	47	35	254	<b>12F63P4S</b>	<b>12F63MP4SS</b>	160	160
1-11	1-11	21	41	41	52	38	367	<b>16F63P4S</b>	<b>16F63MP4SS</b>	120	120

Order codes shown are part of our current manufacturing programme.

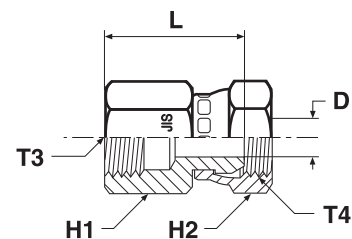
Imperial and metric parts may vary in hexagon dimensions.

$$\frac{\text{PN (bar)}}{10} = \text{PN (MPa)}$$

Pressure ratings – PN shown, apply to Steel and Stainless Steel versions of the product.

## G63P4 Female swivel connector

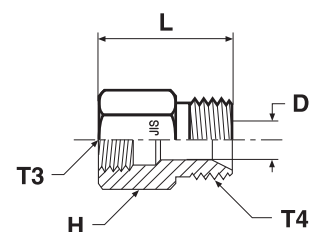
JIS BSPP 30° Flare swivel female end (JIS B8363) / Female BSPT thread (ISO 7)



Thread BSPT T3	Thread BSPP T4	D mm	H1 mm	H2 mm	L mm	Weight (steel) g/1 piece	Adapter Steel	PN (bar)
1/4-19	1/4-19	5	19	19	30	36	<b>4G63P4S</b>	315
3/8-19	3/8-19	7	22	22	33	49	<b>6G63P4S</b>	315
1/2-14	1/2-14	11	27	27	36	73	<b>8G63P4S</b>	200
3/4-14	3/4-14	16	37	37	38	163	<b>12G63P4S</b>	160
1-11	1-11	21	41	41	46	195	<b>16G63P4S</b>	120

## G3P4 Female stud connector

JIS BSPP 30° Flare end (JIS B8363) / Female BSPT thread (ISO 7)



Thread BSPT T3	Thread BSPP T4	D mm	H mm	L mm	Weight (steel) g/1 piece	Adapter Steel	PN (bar)
1/4-19	1/4-19	5	19	31	40	<b>4G3P4S</b>	315
3/8-19	3/8-19	7	22	34	55	<b>6G3P4S</b>	315
1/2-14	1/2-14	11	27	40	141	<b>8G3P4S</b>	200
3/4-14	3/4-14	16	37	44	159	<b>12G3P4S</b>	160
1-11	1-11	21	41	49	225	<b>16G3P4S</b>	120

Order codes shown are part of our current manufacturing programme.

Imperial and metric parts may vary in hexagon dimensions.

$$\frac{\text{PN (bar)}}{10} = \text{PN (MPa)}$$

Pressure ratings – PN shown, apply to the Steel version of the product.

## Adapters

### Spare parts guide – Triple-Lok® retaining rings and seals

#### BSPB male threads – ISO 1179

BSPB Thread	ED seal Order code		O-ring order code*		O-ring ID × section mm	Retainer ring Order code Steel	Retainer ring Order code Stainless Steel
	NBR	FKM	NBR	FKM			
1/8	ED10X1X	ED10X1VITX	6-002-N552-9	6-002-V894-9	8.00 × 2.00	8207-1/8	8207SS1/8
1/4	ED14X1.5X	ED14X1.5VITX	2-111-N552-9	2-111-V894-9	10.77 × 2.62	8207-1/4	8207SS1/4A
3/8	ED3/8X	ED3/8VITX	2-113-N552-9	2-113-V894-9	13.94 × 2.62	8207-3/8	8207SS3/8A
1/2	ED1/2X	ED1/2VITX	5-256-N552-9	5-256-V894-9	17.96 × 2.62	8207-1/2	8207SS1/2
3/4	ED26X1.5X	ED26X1.5VITX	2-119-N552-9	2-119-V894-9	23.47 × 2.62	8207-3/4	8207SS3/4
1	ED33X2X	ED33X2VITX	2-217-N552-9	2-217-V894-9	29.74 × 3.53	8207-1	8207SS1A
1 1/4	ED42X2X	ED42X2VITX	2-222-N552-9	2-222-V894-9	37.69 × 3.53	8207-1-1/4	8207SS1 1/4
1 1/2	ED48X2X	ED48X2VITX	2-224-N552-9	2-224-V894-9	44.04 × 3.53	8207-1-1/2	8207SS1 1/2

Typical fittings using these parts: PTR44M / RI-ED / F4OHG5 etc.

\* Must be used with correct retainer ring

#### Metric male threads – ISO 9974

Metric Thread	ED seal order code		O-ring Order code*		O-ring ID × section mm	Retainer ring Order code Steel	Retainer ring Order code Stainless Steel
	NBR	FKM	NBR	FKM			
M 10×1.0	ED10X1X	ED10X1VITX	6-074-N552-9	6-074-V894-9	8.00 × 1.50	M10RR	RRM10X1SS
M 12×1.5	ED12X1.5X	ED12x1.5VITX	2-012-N552-9	2-012-V894-9	9.25 × 1.78	M12RR	RRM12X1.5SS
M 14×1.5	ED14X1.5X	ED14X1.5VITX	2-013-N552-9	2-013-V894-9	10.82 × 1.78	M14RR	RRM14X1.5SS
M 16×1.5	ED16X1.5X	ED16X1.5VITX	3-907-N552-9	3-907-V894-9	13.46 × 2.08	M16RR	RRM16X1.5SS
M 18×1.5	ED18X1.5X	ED18X1.5VITX	2-114-N552-9	2-114-V894-9	15.54 × 2.62	M18RR	RRM18X1.5SS
M 22×2.0	ED22X1.5X	ED22X1.5VITX	2-018-N552-9	2-018-V894-9	18.77 × 1.78	M22RR	RRM22X1.5SS
M 27×2.0	ED26X1.5X**	ED26X1.5VITX	2-119-N552-9	2-119-V894-9	23.47 × 2.62	M27RR	RRM27X2SS
M 33×2.0	ED33X2X	ED33X2VITX	2-122-N552-9	2-122-V894-9	28.24 × 2.62	M33RR	RRM33X2SS
M 42×2.0	ED42X2X	ED42X2VITX	2-128-N552-9	2-128-V894-9	37.77 × 2.62	M42RR	RRM42X2SS
M 48×2.0	ED48X2X	ED48X2VITX	2-132-N552-9	2-132-V894-9	44.12 × 2.62	M48RR	RRM48X2SS

Typical fittings using these parts: F8OHG5 / VSTI MED etc.

\* Must be used with correct retainer ring

\*\* Same seal used for M 26×1.5 and M 27×2.0 Threads

#### UN / UNF male threads – ISO 11926

UN / UNF Thread	Dash size	O-ring Order code		O-Ring ID × section (mm)
		NBR	FKM	
5/16-24	2	3-902-N552-9	3-902-V894-9	6.07 × 1.63
3/8-24	3	3-903-N552-9	3-903-V894-9	7.65 × 1.63
7/16-20	4	3-904-N552-9	3-904-V894-9	8.92 × 1.83
1/2-20	5	3-905-N552-9	3-905-V894-9	10.52 × 1.83
9/16-18	6	3-906-N552-9	3-906-V894-9	11.89 × 1.98
3/4-16	8	3-908-N552-9	3-908-V894-9	16.36 × 2.21
7/8-14	10	3-910-N552-9	3-910-V894-9	19.18 × 2.46
1 1/16-12	12	3-912-N552-9	3-912-V894-9	23.47 × 2.95
1 3/16-12	14	3-914-N552-9	3-914-V894-9	26.59 × 2.95
1 5/16-12	16	3-916-N552-9	3-916-V894-9	29.74 × 2.95
1 5/8-12	20	3-920-N552-9	3-920-V894-9	37.47 × 3.00
1 7/8-12	24	3-924-N552-9	3-924-V894-9	43.69 × 3.00
2 1/2-12	32	3-932-N552-9	3-932-V894-9	59.36 × 3.00

Typical fittings using these parts: F5OG / P5ON / F5OHAO etc.

#### Metric male threads – ISO 6149

Metric Thread	O-ring Order code		O-Ring ID × section (mm)
	NBR	FKM	
M 10×1.0	6-345-N552-9	6-345-V894-9	8.20 × 1.50
M 12×1.5	6-346-N552-9	6-346-V894-9	9.40 × 2.10
M 14×1.5	6-347-N552-9	6-347-V894-9	11.40 × 2.10
M 16×1.5	6-348-N552-9	6-348-V894-9	13.40 × 2.10
M 18×1.5	6-349-N552-9	6-349-V894-9	15.40 × 2.10
M 22×1.5	6-350-N552-9	6-350-V894-9	19.40 × 2.10
M 27×2.0	6-351-N552-9	6-351-V894-9	23.70 × 2.80
M 33×2.0	6-352-N552-9	6-352-V894-9	29.70 × 2.80
M 42×2.0	6-353-N552-9	6-353-V894-9	38.70 × 2.80
M 48×2.0	6-354-N552-9	6-354-V894-9	46.70 × 2.80

Typical fittings using these parts: VSTI-OR etc.

Other seal compounds available on request for alternative applications