



The NSE are dry-break couplings with flat face valves. The compact design makes it suitable for reduced spaces when high flow is needed. Coupling system with two-hand operation, i.e. both hands are required when connect/disconnect.

High flow with low pressure drop. No spillage during connection/disconnection. Specific design for cooling applications. Reduced dimensions compared to flow capacities.

#### Working Temperature\*

-20°C up to +200°C (FKM)  
depending on the medium.

\* For temperatures below -20°C and over +200°C and depending on the medium, other seal variants (NBR, EPDM, FFKM) are available.



#### Working Pressure\*\*

15 bar

\*\* maximum static working pressure with safety factor 4 to 1.

#### Material

**Coupling:** Stainless Steel

**Plug:** Stainless Steel

**Seals:** FKM

#### Technical Description

Dead space volume DN 16: 0,12 ml

Dead space volume DN 19: 0,15 ml

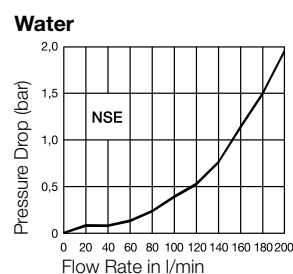
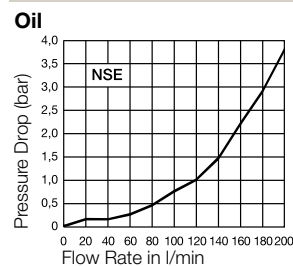
Dead space volume DN 25: 0,18 ml

Connecting Force 0 bar DN 16: 137 N

Connecting Force 0 bar DN 19: 160 N

Connecting Force 0 bar DN 25: 175 N

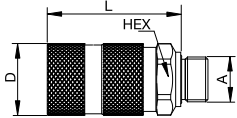
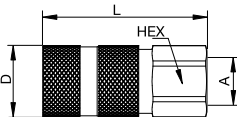
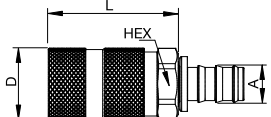
#### Flow diagrams





## Couplings – flat sealing

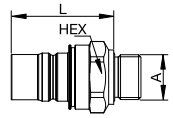
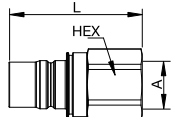
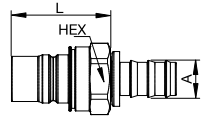
## Series NSE

	DN	Connection A	HEX mm	L mm	D mm	Part Number
 <p>Male Thread</p>	16	G 3/4	34	68,8	37	NSE-621-12MBO
	19	G 3/4	38	78,5	42	NSE-751-12MBO
 <p>Female Thread</p>	19	G 1	38	96,6	42	NSE-751-16FB
	25	G 1 1/4	50	120,5	53	NSE-1001-20FB
 <p>Parker Push-Lok</p>	19	12,5 mm	38	76,4	42	NSE-751-8PL
	19	19 mm	38	76,4	42	NSE-751-12PL



## Plugs – flat sealing

## Series NSE

	DN	Connection A	HEX mm	L mm	D mm	Part Number
 <p>Male Thread</p>	16	G 3/4	34	56,5		NSE-622-12MBO
	19	G 3/4	38	60,3		NSE-752-12MBO
 <p>Female Thread</p>	19	G 1	38	78,4		NSE-752-16FB
	25	G 1 1/4	50	96,8		NSE-1002-20FB
 <p>Parker Push-Lok</p>	19	12,5 mm	38	58,2		NSE-752-8PL
	19	19 mm	38	58,2		NSE-752-12PL