



Nominal Diameter

8,1 = 52 mm<sup>2</sup>

RECTUS Series



93KL

75% of actual size



You will find the following alternative versions in our current catalogue on page:

► Brass/Steel Single Shut-off P. 85

**Technical Description**

The 93 Series is a modular coupling and plug without an integrated locking system for installation in multi-coupling system. The complete multi-coupling is offered under our 08 Series product name. The important sliding parts are coated with PTFE to reduce frictional resistance as much as possible.

**Advantages**

Available in single shut-off, double shut-off with dry break or straight through versions.

**Working Pressure**

PB = 15 bar, maximum static working pressure with safety factor of 4 to 1.

**Working Temperature\***

-20°C up to +100°C (NBR)  
-30°C up to +120/150°C (EPDM)  
-15°C up to +200°C (FKM)  
0°C up to +316°C (FFKM)  
depending on the medium.

\*At a temperature below -15°C and above +200°C special seals are available on request.

**Material****Coupling**

Back Body  
Valve Body

Valve  
Spring and Locking Ring  
Seals

**Standard**

Brass, Nickel Plated  
Steel Hardened and  
PTFE coated  
Brass  
AISI 301  
FKM

**Plug**

Plug Profile

Back Body  
Valve  
Spring and Locking Ring  
Seal

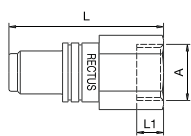
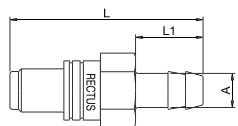
Steel Hardened and  
PTFE coated  
Brass, Nickel Plated  
Brass  
AISI 301  
FKM

**Couplings****RECTUS Series 93KL**

	Connection A	Hex SW	L mm	D mm	L1 mm	L2 mm	Hex1 SW1	B mm	G mm	Version	Part Number
<p>Female Thread</p>	G 1/2	24	48	10,1						Standard	93KL IW21 SVN
<p>Hose Barb</p>	9 mm	24	54	17						Standard	93KL TF09 SVN
	13 mm	24	62	25						Standard	93KL TF13 SVN

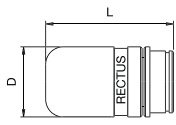
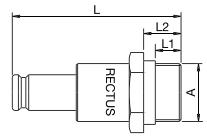
**Valved Plugs**

**RECTUS Series 93KL**

	Connection A	Hex SW	L mm	D mm	L1 mm	L2 mm	Hex1 SW1	B mm	G mm	Version	Part Number
 <p>Female Thread</p>	G 1/2	24	57,5	10,1						Standard	93SL IW21 SVN
 <p>Hose Barb</p>	9 mm	24	63,5	17						Standard	93SL TF09 SVN
	13 mm	24	68,5	25						Standard	93SL TF13 SVN

**Locking Coupling and Bolt**

**RECTUS Series 93KL**

	Connection A	Hex SW	L mm	D mm	L1 mm	L2 mm	Hex1 SW1	B mm	G mm	Version	Part Number
 <p>Locking Coupling</p>			45								94KX
 <p>Locking Bolt</p>		24	58	13							94SX

⚠ Please consider our security advices on the pages 12/13 ⚠