

# Snap-tite 75 Series

## Thread-to-Connect Coupling



### Heavy Duty Threaded Connection in a Wide Range of Sizes

The rugged 75 Series is designed and constructed for high pressure hydraulic service. Although these couplings are used in a broad variety of heavy duty applications, a primary usage is in oil fields and offshore drilling. Other applications include cranes, power tongs, horizontal boring and dewatering.

Available in sizes 3/4" through 4", in steel or stainless steel construction. The 3/4" size has a hex nut sleeve. All other sizes have a wing nut style connection.



### Contact Information: 75 Series Features:

Parker Hannifin Corporation  
**Quick Coupling Division**  
8145 Lewis Road  
Minneapolis, MN 55427

**phone 763 544 7781**  
**fax 763 544 3418**  
**qcd\_sales@parker.com**

[www.parker.com/quickcouplings](http://www.parker.com/quickcouplings)

- Connect under residual pressure
- Up to 5,000 psi (345 bar) rated pressures
- Thread-to-connect
- Rugged steel construction with Zinc Trivalent Chromate plating

- Stainless steel construction also available
- Wide range of sizes
- Choice of seal materials to handle a variety of fluids
- DBP version is "Fire Safe" rated to API 16D



ENGINEERING YOUR SUCCESS.

# Technical and Dimensional Information

3/4" thru 4"

Size	A		B		C (Dia.)		D		E (Dia.)		F		G		H (ACME)
	in	mm	in	mm	in	mm	in	mm	in	mm	in	mm	in	mm	
3/4"	4.85	123.19			1.87*	47.50*	2.84	72.14	1.75	44.45	1.35	34.29	3.27	83.06	1-3/4"-8
1"	6.04	153.32	4.25	107.95	2.75	69.85	3.45	87.63	2.25	57.15	1.77	44.96	4.17	105.92	2-1/4"-6
1-1/4"	7.76	197.10	4.75	120.65	3.25	82.55	4.40	111.76	2.62	66.55	2.14	54.36	5.36	136.14	2-5/8"-6
1-1/2"	8.70	220.98	5.75	146.05	3.75	95.25	5.04	128.02	3.24	82.30	2.50	63.50	5.97	151.64	3-1/4"-4
2"	10.05	255.27	6.75	171.45	4.75	120.65	6.07	154.18	4.00	101.60	3.25	82.55	7.05	179.07	4"-4
2-1/2"	10.13	257.30	8.00	203.20	6.00	152.40	5.29	134.37	5.00	127.00	3.38	85.85	7.46	189.48	5"-4
3"	10.58	268.73	8.50	215.90	6.50	165.10	5.84	148.34	6.00	152.40	4.25	107.95	8.26	209.80	6"-4
4"	12.36	313.94	11.00	279.40	7.00	177.80	7.11	180.59	6.63	168.40	5.25	133.35	9.40	238.76	6-5/8"-4

\*Hex dimensions are taken from flat of hex and not across corners.

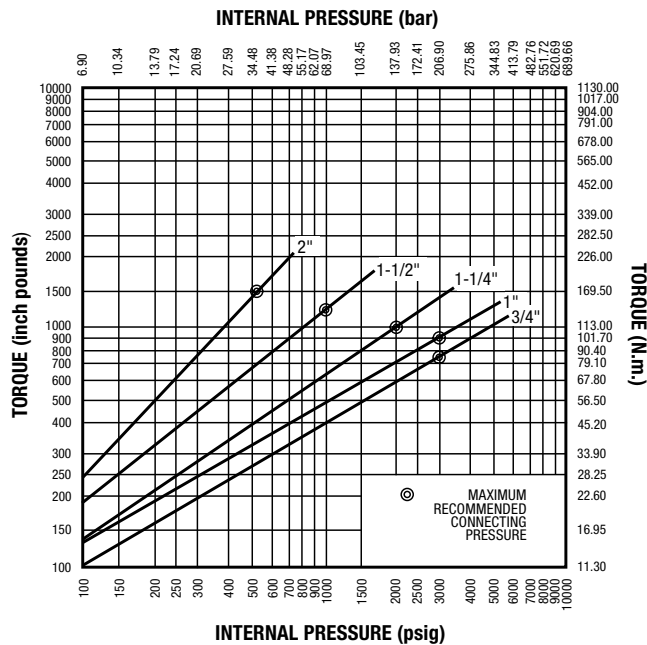
Decimal dimensions are  $\pm .06$  in. (1.5mm)

Dimensions are subject to change without notice.

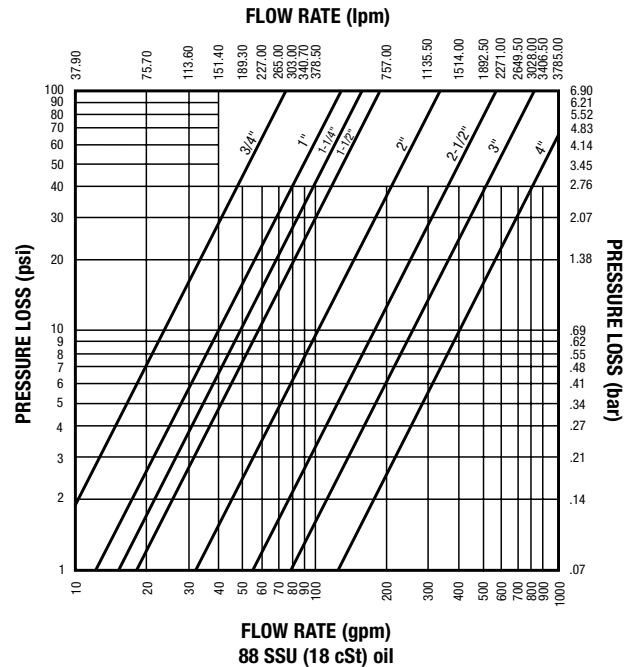
Part configurations are typical and do not necessarily represent actual appearance.

\*\*Wrench flats are special order. See "How to Order".

## Torque Values for Connecting Under Pressure



## Flow Chart



## Pressure Ratings

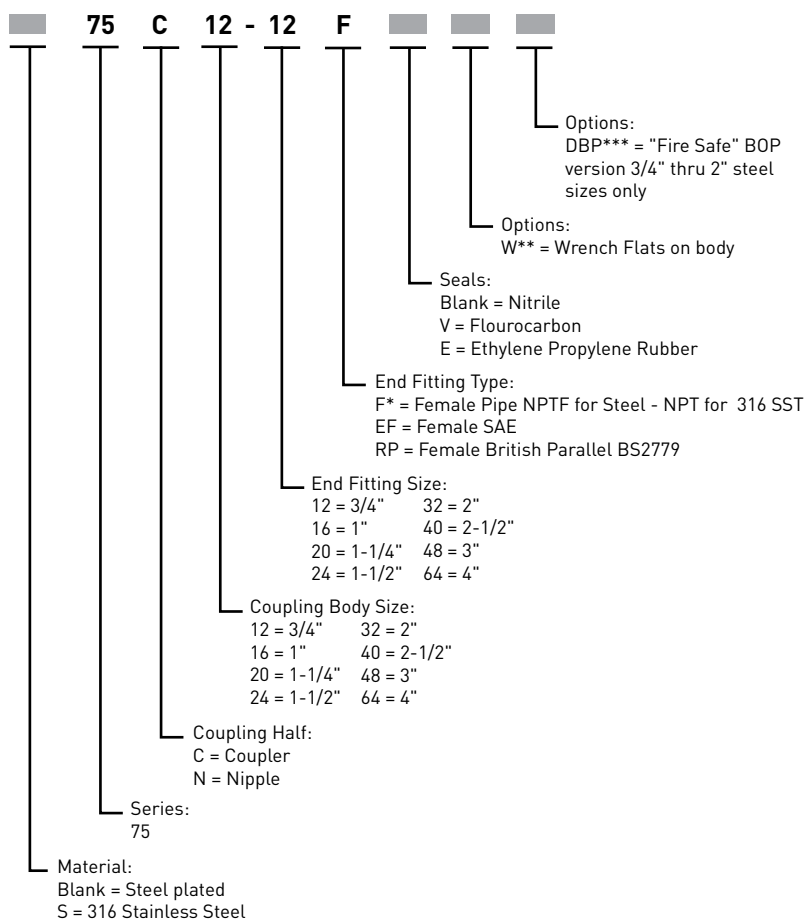
Size	Spillage (cc)	Air Inclusion (cc)	Maximum Working Pressure Steel Only		Maximum Burst Pressure Steel Only		Maximum Working Pressure 316 Stainless (Connected Only)	
			PSI	Bar	PSI	Bar	PSI	Bar
3/4"	8	12	5,000	345	20,000	1379	3,000	207
1"	16	25	5,000	345	20,000	1379	3,000	207
1-1/4"	31	48	5,000	345	15,000	1035	3,000	207
1-1/2"	64	98	5,000	345	15,000	1035	3,000	207
2"	141	205	5,000	345	15,000	1035	3,000	207
2-1/2"	204	368	3,000	207	6,000	414	-	-
3"	320	480	3,000	207	6,000	414	-	-
4"	400	610	400	28	1,000	69	-	-

Burst pressures listed were taken at the point at which failure rendered the quick-disconnect inoperative. (Proof pressure equals 1-1/2 times the operating pressure).  
NOTE: Pressure Ratings were established under static pressure conditions.

For impulse applications, multiply the above pressure ratings by .6 for approximate pressure ratings.

-Contact QCD

## Ordering Information



## Dust Plugs and Caps

Size	Dust Plug	Dust Cap
3/4"	75MDP-12	75MDC-12
1"	75MDP-16	75MDC-16
1-1/4"	75MDP-20	75MDC-20
1-1/2"	75MDP-24	75MDC-24
2"	75MDP-32	75MDC-32
2-1/2"	75MDP-40	75MDC-40
4"	75MDP-64	75MDC-64

## Repair Kits

Size	Coupler Kit	Nipple Kit
3/4"	75C12-SPK	75N12-SPK
1"	75C16-SPK	75N16-SPK
1-1/4"	75C20-SPK	75N20-SPK
1-1/2"	75C24-SPK	75N24-SPK
2"	75C32-SPK	75N32-SPK
2-1/2"	75C40-SPK	75N40-SPK
4"	75C64-SPK	75N64-SPK

Each kit contains a valve assembly, spring and guide stop.

Consult QCD for "DBP" option seal kits.

\* For sizes up to 3", NPTF threads. For sizes over 3", NPT threads.

\*\*Not available on 2" EF coupler. Standard on 2-1/2" and larger sizes (code not needed).

\*\*\*DBP available in 3/4" through 2" sizes. Steel material only.

\*Seal material code not applicable with DBP option-leave blank.

**Note:** Not all configurations are standard product offering.  
Contact QCD for price and delivery.



信德迈科技(北京)有限公司 CNMEC Technology

地址：北京市朝阳区望京SOHO-T1-C座2115室

邮编：100102

\*Tel: 010-8428 2935 | \* Fax: 010-8428 8762

\*手机：139 1096 2635

\*电子邮件：sales@cnmec.biz

主页：http://www.cnmec.biz

© 2013 Parker Hannifin Corporation

Bulletin 3800-ST75 /USA 5000 5/13 QCD KP



ENGINEERING YOUR SUCCESS.

总经销商：信德迈科技(北京)有限公司 电话：010-8428 2935 传真：010-8428 8762 E-mail：sales@cnmec.biz